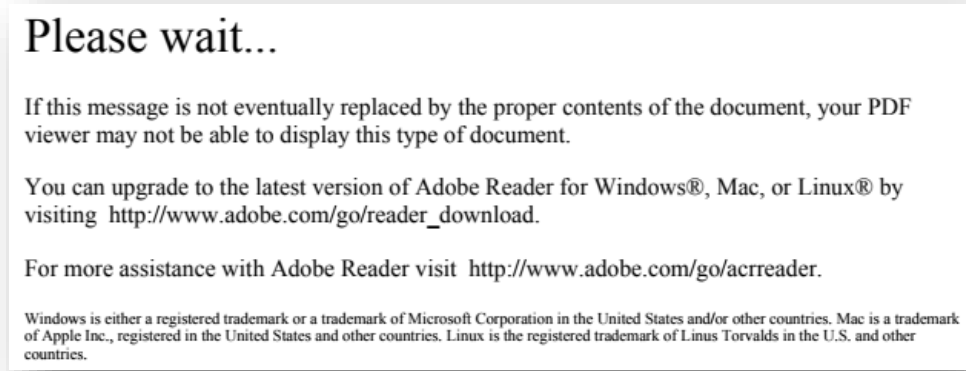


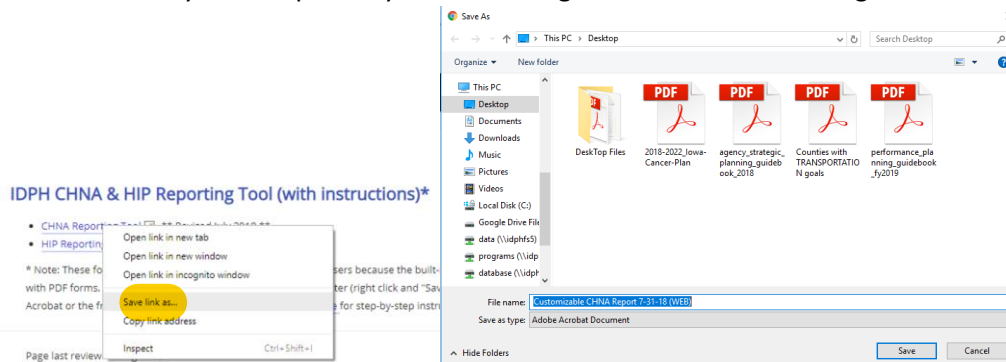
Troubleshooting the CHNA&HIP Reporting Templates

If you can't get past the following message,

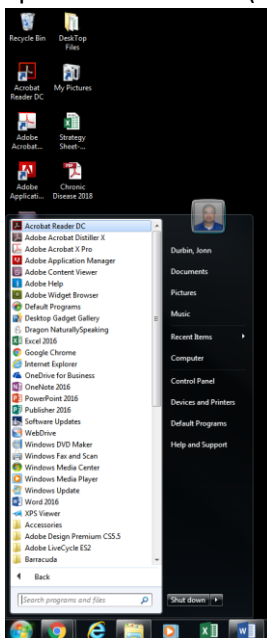


Try these steps:

1. Save the file to your computer by RIGHT clicking on the link and selecting "Save link as..."

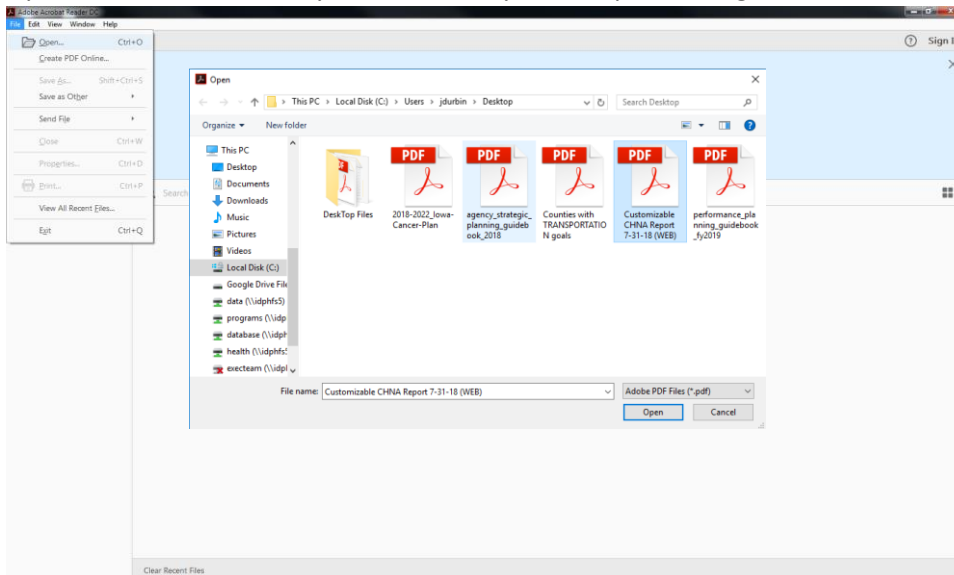


2. Open Adobe Reader (free) or Acrobat, whichever you have on your computer.



Troubleshooting the CHNA&HIP Reporting Templates

3. Open the file from where you saved it on your computer using Adobe's File menu, then click Open.



4. Complete your report and save it to your computer with a new filename, e.g., "XYZ County CHNA Report 7-31-18".

[For more questions and assistance with the forms, please contact](#)

Jon Durbin at 515-281-8936 jonathan.durbin@idph.iowa.gov