

All data presented in this report are provisional and may change as additional reports are received

Quick Stats Week for Week 10				
Predominant Flu at SHL No flu detected	Lab Survey Flu Positive % Antigen 5.4% PCR 0.1%	Hospitalization Rate per 10,000 0.00	Outpatient ILI % 0.43%	Cumulative Flu Deaths All Ages 5
Predominant Nonflu Virus Rhinovirus / Enterovirus PCR	Schools Reporting 10% Illness 1	Weekly School Illness % 1.4%	Long Term Care Outbreaks 0	Cumulative Pediatric Flu Deaths 0

Flu Death Note: Deaths are considered influenza-associated when influenza is listed on the death certificate. This is an underestimate of influenza-related deaths. Cumulative mortality totals are from 9/27/2020 to the current week.

Iowa Statewide Activity Summary

- **Overview:** Overall influenza activity remains low.
- **Flu Tests :** The State Hygienic Laboratory did not identify any influenza positive specimens from specimens submitted. Eight influenza A and four influenza B positive antigen tests were reported on the Iowa respiratory virus survey. One of the 1368 influenza molecular tests reported was positive for influenza B.
- **Hospitalizations:** No influenza-related hospitalizations were reported from sentinel sites.
- **ILI:** The proportion of outpatient visits due to influenza-like illness (ILI) was 0.43%, which is below the regional baseline of 1.7%.
- **School Illness:** One school reported 10% illness.
- **Outbreaks:** No long-term care influenza outbreaks were reported.
- **Flu deaths:** No influenza-associated deaths were reported.
- **Non-flu testing:** Rhinovirus/enterovirus was the most frequently reported non-influenza and non-COVID-19 respiratory virus reported on the Iowa respiratory virus testing survey.

International Activity Summary (WHO)

Globally, despite continued or even increasing testing for influenza in some countries, influenza activity remained at lower levels than expected for this time of the year. In the temperate zone of the northern hemisphere, influenza activity remained below baseline, though sporadic detections of influenza A and B viruses were reported in some countries. In the temperate zones of the southern hemisphere, influenza activity was reported at inter-seasonal level. Worldwide, influenza B detections accounted for the majority of the very low numbers of detections reported.

Visit https://www.who.int/influenza/surveillance_monitoring/updates/latest_update_GIP_surveillance/en/ for more information. It was last updated 3/1/2021.

National activity summary - (CDC)-Last Updated in Week 10

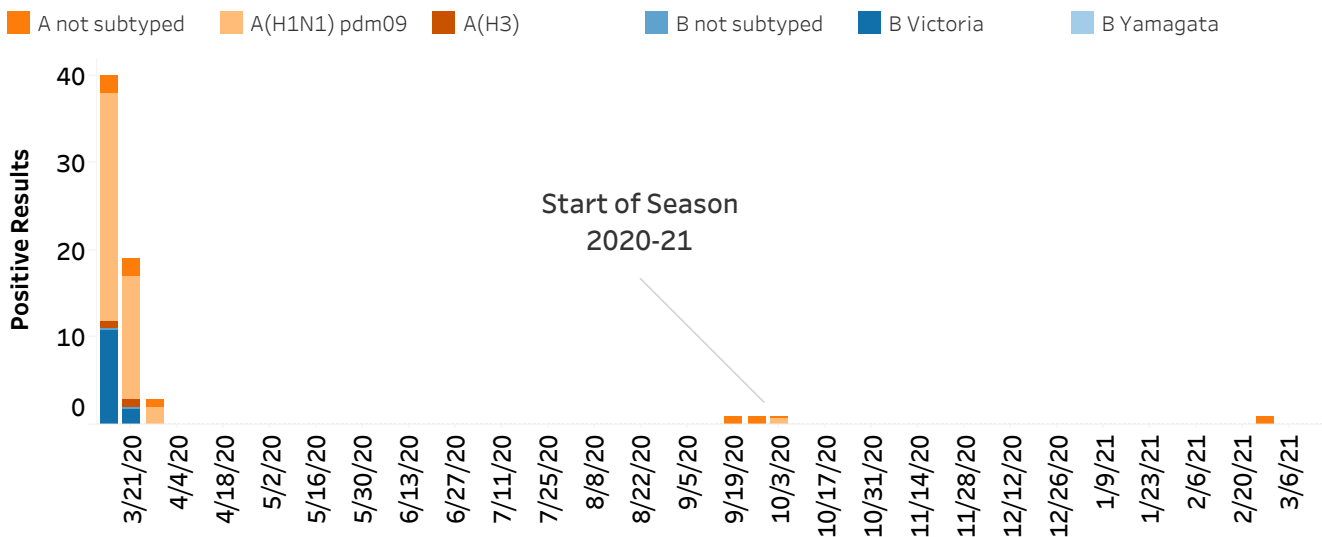


Detailed information can be found online at www.cdc.gov/flu/weekly/.

Note: This map shows influenza-like illness, which is determined by symptoms such as fever, cough, and sore throat that can be caused by a number of pathogens in addition to influenza (e.g., COVID-19).

Influenza Testing at the State Hygienic Laboratory at the University of Iowa (SHL)

Influenza Viruses Detected at SHL by Week, Previous Year to Present



Cumulative Influenza viruses detected by SHL by age group (9/29/19 - Current Week)

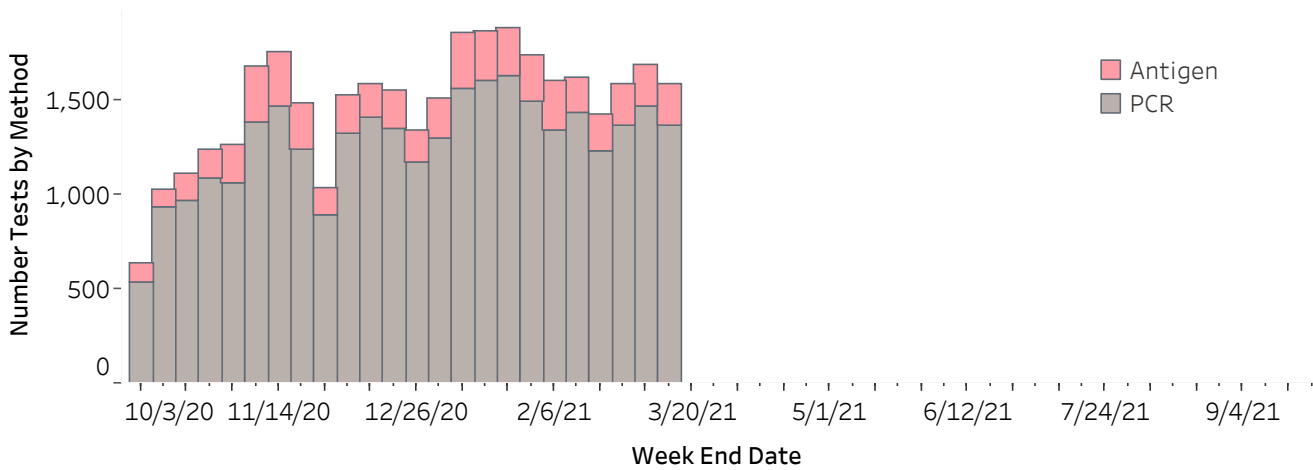
Age Group	Influenza A			Total	Influenza B			Total
	A(H1N1) ..	A(H3)	A not sub..		B Victoria	B Yamagata	B not subt..	
0-4	0	0	0	0	0	0	0	0
5-17	0	0	0	0	0	0	0	0
18-24	0	0	1	1	0	0	0	0
25-49	0	0	0	0	0	0	0	0
50-64	0	0	0	0	0	0	0	0
65 and over	1	0	0	1	0	0	0	0
Total	1	0	1	2	0	0	0	0

Cumulative Flu Test Table Note: Cell counts of three or less are sometimes suppressed to protect confidentiality. Totals by age may not add up to totals by subtype/lineage due to missing age information. Only cases of Iowa residents are included. Specimens listed as “not subtyped” may be pending or were not able to be subtyped due to weak positive lab results. This can be due to poor collection, timing of collection or stage of infection.

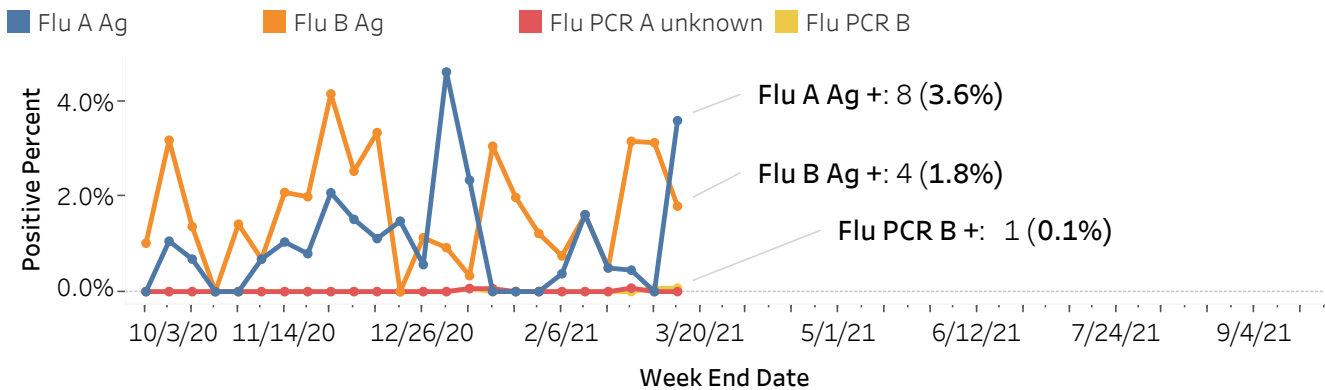
SHL Flu Testing Note: The State Hygienic Laboratory (SHL) is the primary laboratory in Iowa characterizing specimens for influenza surveillance. SHL reports the number of tests performed and the type and subtype/lineage of positive tests to the influenza surveillance network daily. SHL also sends a portion of specimens to CDC for further characterization.

Influenza Antigen and Molecular Results from Respiratory Virus Survey

Number of Influenza Tests Reported By Method



Percent Positivity of Influenza Tests



Only tests with at least one positive result this season are shown.

Flu Tests by Region - Current Week

Flu Region	Antigen		Antigen		PCR	
	Flu A Ag	Flu B Ag	Flu A Ag	Flu B Ag	Flu PCR B	Flu PCR B
	Number Positi..	Positive Percent	Number Positi..	Positive Percent	Number Positi..	Positive Percent
1-C	2	10.5%	2	10.5%	0	0.0%
2-NE	0	0.0%	0	0.0%	0	0.0%
3-NW	6	3.1%	2	1.0%	0	0.0%
4-SW	0	0.0%	0	0.0%	0	0.0%
5-SE	0	0.0%	0	0.0%	0	0.0%
6-E	0	0.0%	0	0.0%	1	0.2%
Total	8	3.6%	4	1.8%	1	0.1%

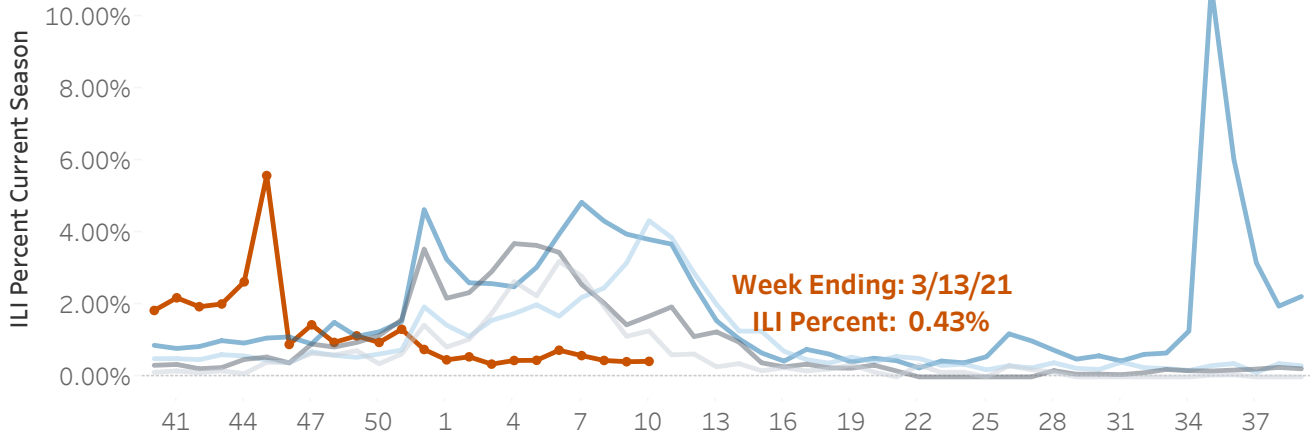
Respiratory Survey Note: IDPH and SHL run a weekly web-based survey program where laboratorians report the number of influenza and respiratory syncytial virus (RSV) rapid tests performed and the number of tests positive. Facilities reported the total number of tests and positive results not individual-level information.

Outpatient Health Care Provider Surveillance Program (ILINet)

Percent Of Outpatient Visits Attributed to Influenza-like Illness (ILI) as Reported by ILINet Sites

2016-17 2017-18 2018-19 2019-20 2020-21

ILI by Season



ILI Recent Weeks

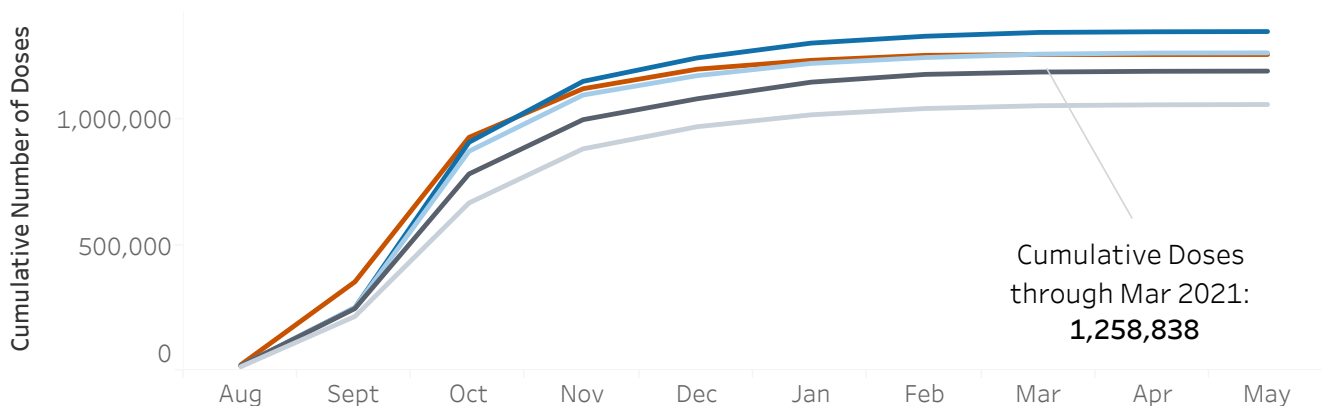
MMWR Week	End Date	Age 0-4	Age 5-24	Age 25-49	Age 50-64	Age 65 and older	Total ILI	ILI Percent
8	2/27/21	2	12	3	2	3	22	0.46%
9	3/6/21	2	13	4	1	0	20	0.42%
10	3/13/21	2	13	3	1	1	20	0.43%

Outpatient ILI Note: Outpatient health care providers who participate in the ILINet (a national influenza surveillance program) report the number of patients seen with influenza-like illness and the total number of patient visits each week. This system is a key part of Iowa's influenza surveillance. Iowa health care providers interested in joining this surveillance program should contact Andy Weigel at 515-322-1937 or andy.weigel@idph.iowa.gov for more information.

Week 46 note: IDPH worked with sites reporting high ILI last week to exclude reported influenza-like illness due to COVID which greatly reduced the ILI% from week 45.

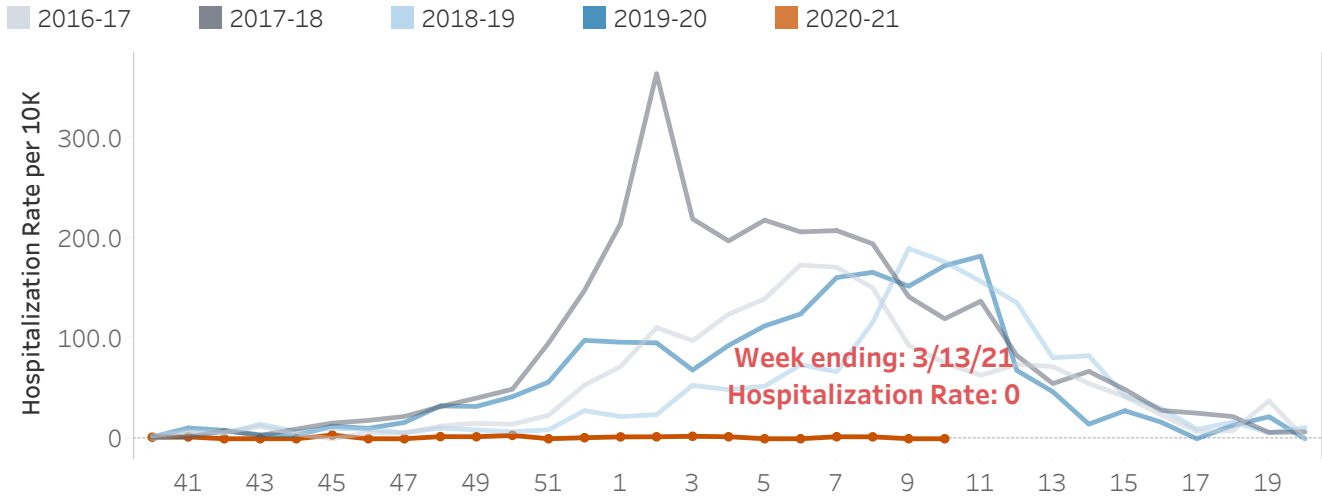
Administered Doses of Season Influenza Vaccine Reported to IRIS, Year to Date by Season

2016-2017 2017-2018 2018-2019 2019-2020 2020-2021

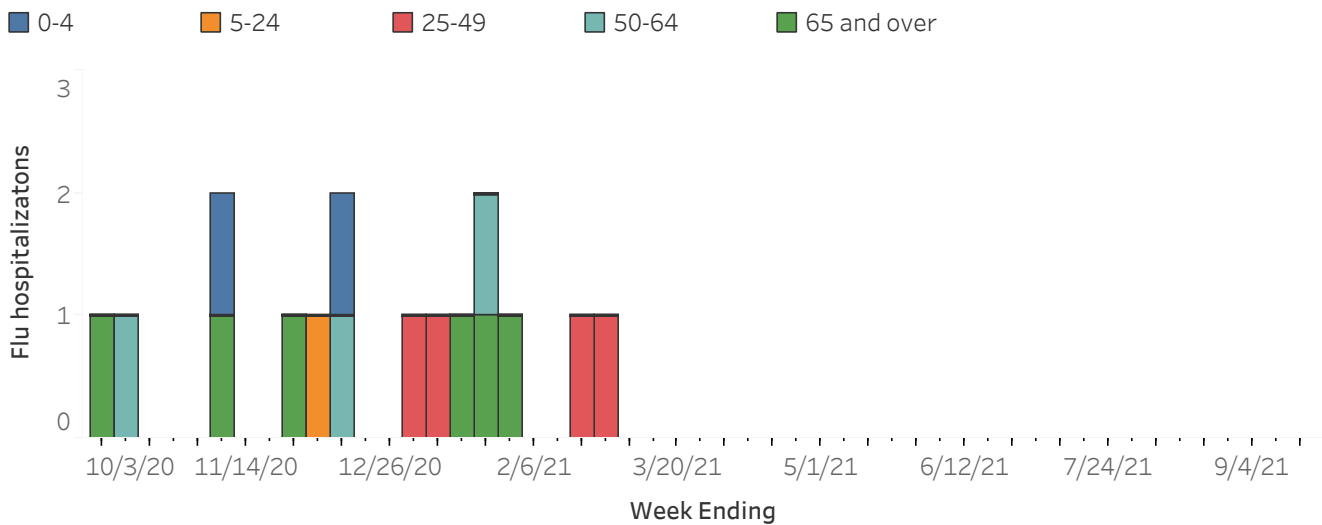


Influenza-associated Hospitalizations

Influenza-associated Hospitalization Rate Reported by Hospital Surveillance Sites - by Season



Number of Influenza-associated Hospitalizations by Age Group and Week



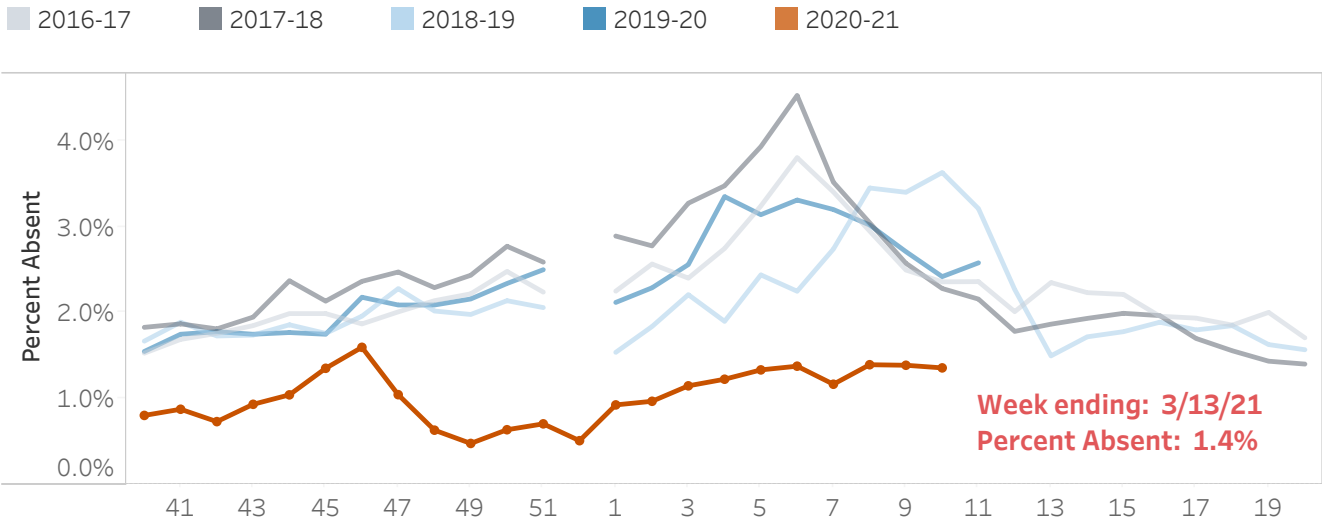
Number of Influenza-Associated Hospitalizations by Age Group - Current Week and Cumulative

Age Group	Current Week Flu Hospitalizations	Cumulative Flu Hospitalizations
0-4	0	2
5-24	0	1
25-49	0	4
50-64	0	3
65 and over	0	6
Total	0	16

Hospital Surveillance Note: Sentinel hospitals that participate in IISN voluntarily track and report the number of influenza-associated hospitalizations and the total number of inpatients each week. Iowa hospitals interested in joining this surveillance program should contact Andy Weigel at 515-322-1937 or andy.weigel@idph.iowa.gov for more information.

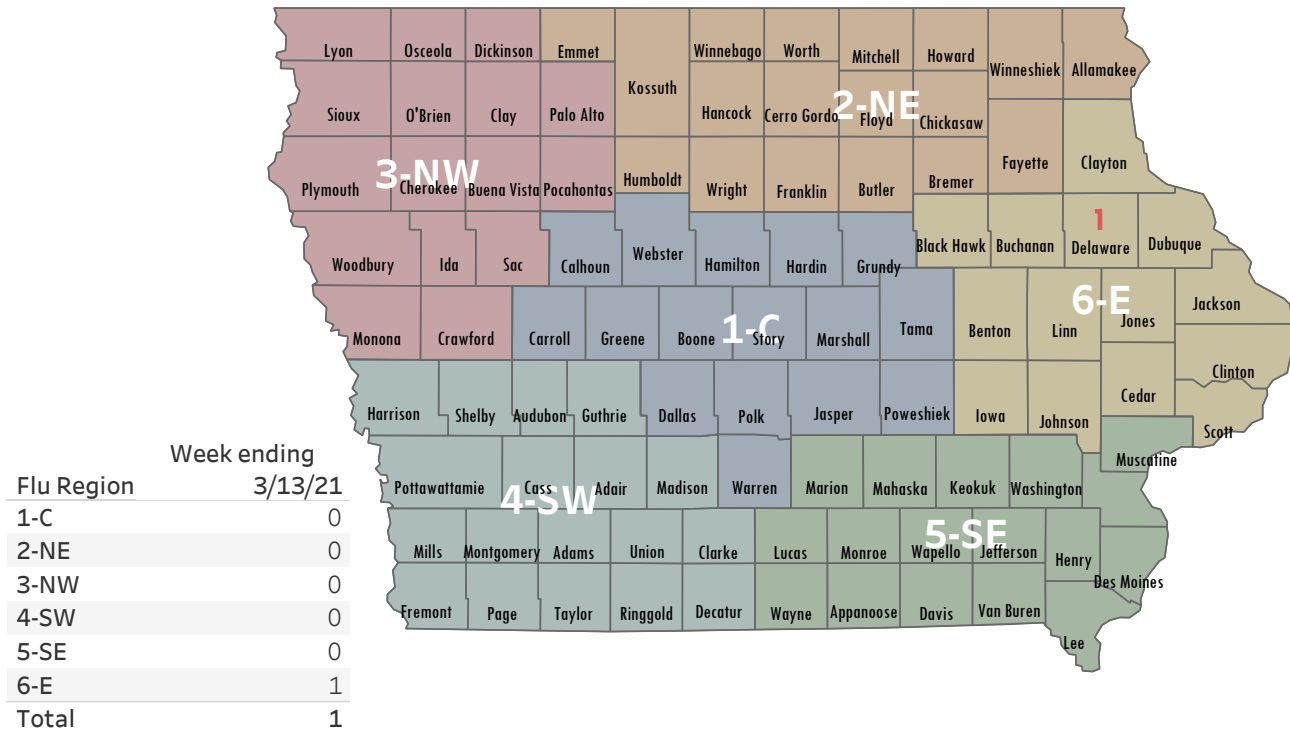
School Surveillance Program

Percent of Enrolled Students Absent Due to Illness Reported by Sentinel Schools



NOTE: School data for week 52-53 are limited due to holiday closings

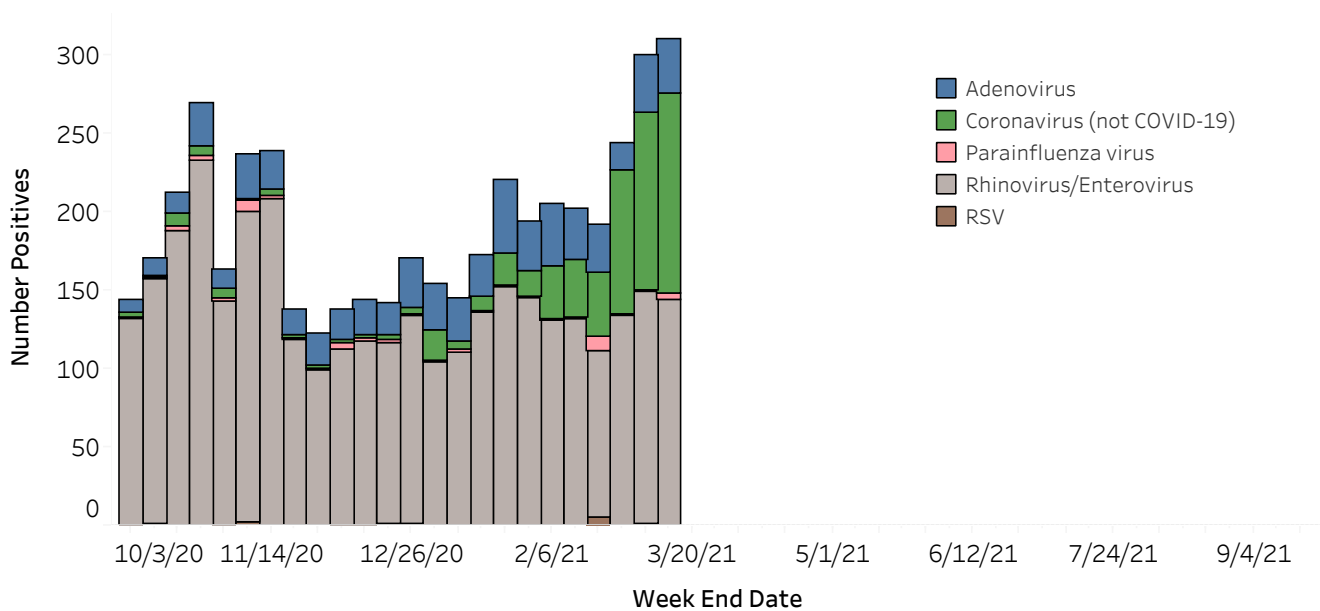
Number of Schools Reporting > 10% Absenteeism Due to Any Illness



School Illness Note: IDPH monitors illnesses in schools from two different types of reporting: 10 percent school absence reports and weekly sentinel illness reporting. Iowa schools (K-12) track and report when the number of students absent with any illness reaches or exceeds 10 percent of total student enrollment. Iowa sentinel schools that participate in IISN voluntarily track and report absence due to all illness and the total enrollment each week.

Non-influenza Respiratory Viruses

Number of Positive Non-influenza Respiratory Viruses by Pathogen and Week



Number of Non-influenza Positive Results for Current Week and Cumulative

Pathogen	Current Week Positives	Cumulative Positives
Adenovirus PCR	35	613
Coronavirus PCR HKU1	0	19
Coronavirus PCR 229E	3	25
Coronavirus PCR NL63	111	458
Coronavirus PCR not typed	12	51
Coronavirus PCR OC3	1	6
HMPV PCR	0	3
PIV1 PCR	0	2
PIV2 PCR	0	12
PIV3 PCR	3	7
PIV4 PCR	1	28
Rhinovirus / Enterovirus PCR	144	3,391
RSV Ag	0	3
RSV PCR unknown	0	7

Respiratory Survey note: IDPH and SHL run a weekly web-based survey program where laboratorians report the number of non-influenza respiratory virus tests performed and the number of positive results. Facilities reported the total number of tests and positive results not individual-level information. Only pathogens with at least one positive result are shown.

Other Resources:

Influenza vaccine recommendation: <https://idph.iowa.gov/immmtb/immunization/influenza/recommendations>
 CDC vaccine information: <https://www.cdc.gov/flu/prevent/keyfacts.htm>
 Vaccine finder: <https://vaccinefinder.org/>

Neighboring states' influenza information:

Illinois: <https://dph.illinois.gov/topics-services/diseases-and-conditions/influenza/influenza-surveillance>
 Minnesota: <https://www.health.state.mn.us/diseases/flu/stats/index.htm>
 Missouri: <https://health.mo.gov/living/healthcondiseases/communicable/influenza/reports.php>
 Nebraska: <http://dhhs.ne.gov/Pages/Flu-Activity.aspx>
 South Dakota: <https://doh.sd.gov/diseases/infectious/flu/>
 Wisconsin: <https://dhs.wisconsin.gov/influenza/index.htm>