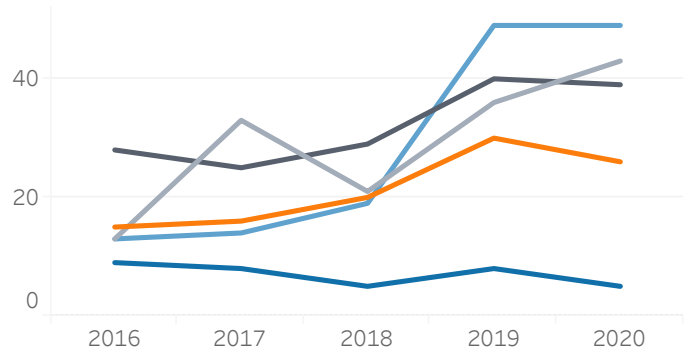




Iowa Substance Abuse Deaths (2016-2021* Occurrence Data)

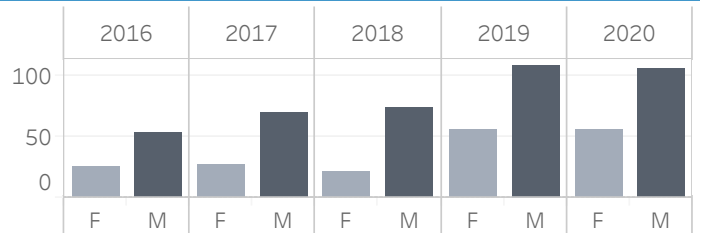
of Deaths Involving Psychostimulants by Age Group

Age Groups	2016	2017	2018	2019	2020	2021
00-24	9	8	5	8	5	1
25-34	15	16	20	30	26	3
35-44	13	33	21	36	43	5
45-54	28	25	29	40	39	9
55+	13	14	19	49	49	3
Total	78	96	94	163	162	21



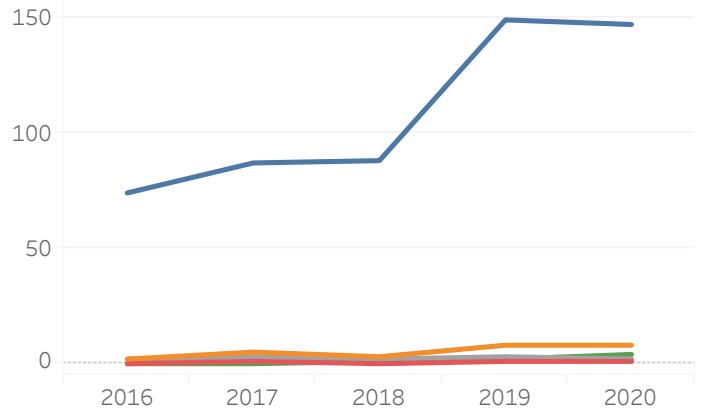
of Deaths Involving Psychostimulants by Sex

Sex	2016	2017	2018	2019	2020	2021
Female	25	27	21	55	56	9
Male	53	69	73	108	106	12
Total	78	96	94	163	162	21



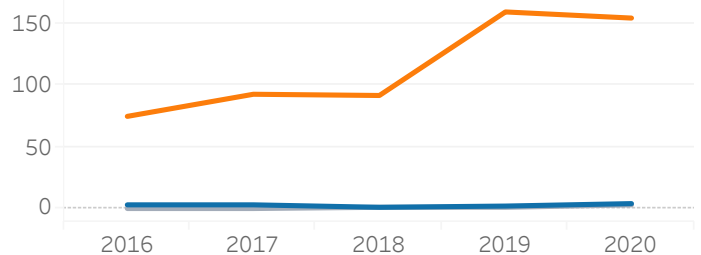
of Deaths Involving Psychostimulants by Race

Race	2016	2017	2018	2019	2020	2021
White	74	87	88	149	147	20
African American	2	5	3	8	8	1
Asian/PI	0	1	0	1	1	0
Other	2	3	2	3	2	0
Unknown	0	0	1	2	4	0
Total	78	96	94	163	162	21



of Deaths Involving Psychostimulants by Ethnicity

Ethnicity	2016	2017	2018	2019	2020	2021
Hispanic	3	3	1	2	4	0
Non-Hisp.	75	93	92	160	155	21
Unknown	0	0	1	1	3	0
Total	78	96	94	163	162	21



* 2020-2021 data are preliminary and will change as records are registered. Data shown through 2/28/2021.
 Preliminary data last updated 4/5/2021. Report generated 4/6/2021 7:58:41 AM.
 Data Source: Iowa Department of Public Health, Bureau of Health Statistics