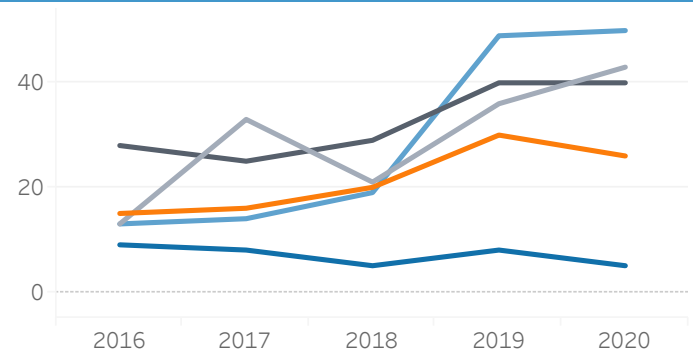




Iowa Substance Abuse Deaths (2016-2021* Occurrence Data)

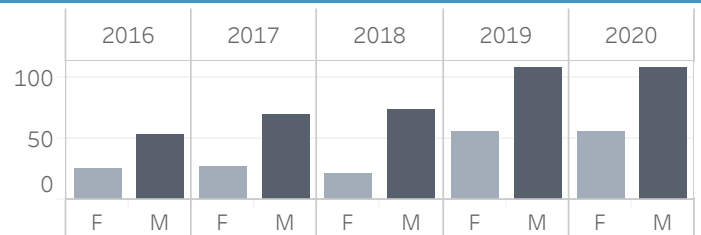
of Deaths Involving Psychostimulants by Age Group

Age Groups	2016	2017	2018	2019	2020	2021
00-24	9	8	5	8	5	4
25-34	15	16	20	30	26	20
35-44	13	33	21	36	43	27
45-54	28	25	29	40	40	38
55+	13	14	19	49	50	36
Total	78	96	94	163	164	125



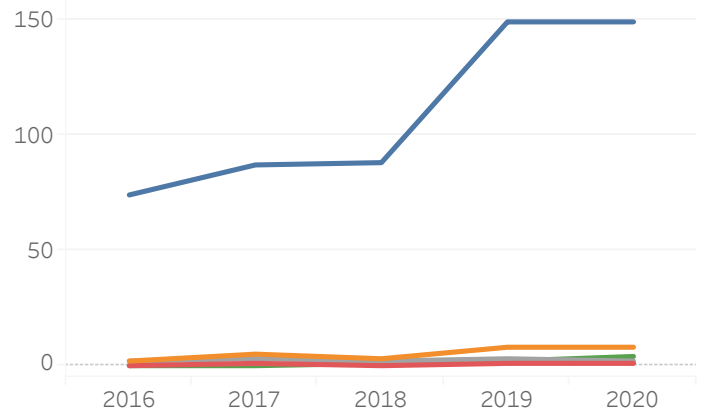
of Deaths Involving Psychostimulants by Sex

Sex	2016	2017	2018	2019	2020	2021
Female	25	27	21	55	56	46
Male	53	69	73	108	108	79
Total	78	96	94	163	164	125



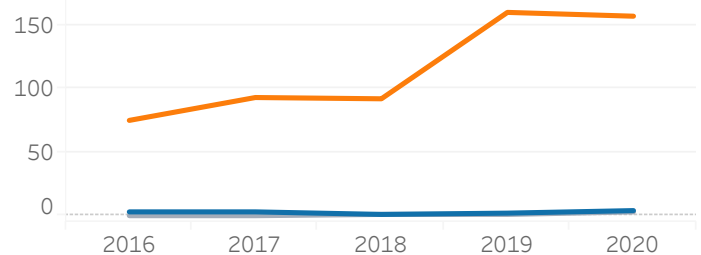
of Deaths Involving Psychostimulants by Race

Race	2016	2017	2018	2019	2020	2021
White	74	87	88	149	149	117
African American	2	5	3	8	8	7
Asian/PI	0	1	0	1	1	0
Other	2	3	2	3	2	0
Unknown	0	0	1	2	4	1
Total	78	96	94	163	164	125



of Deaths Involving Psychostimulants by Ethnicity

Ethnicity	2016	2017	2018	2019	2020	2021
Hispanic	3	3	1	2	4	0
Non-Hisp.	75	93	92	160	157	124
Unknown	0	0	1	1	3	1
Total	78	96	94	163	164	125



* 2021 data are preliminary and will change as records are registered. Data shown through 8/31/2021.
Preliminary data last updated 10/4/2021. Report generated 10/5/2021 4:04:50 PM.
Data Source: Iowa Department of Public Health, Bureau of Health Statistics