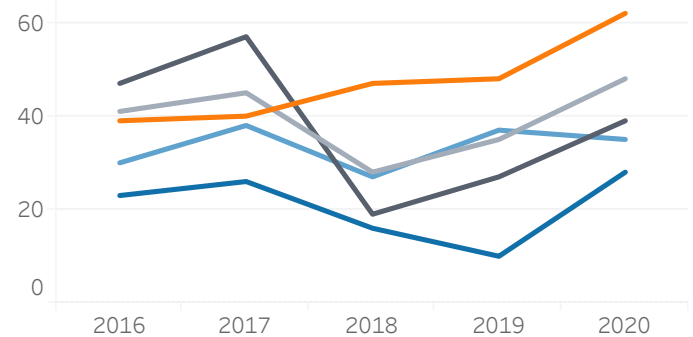




## Iowa Substance Abuse Deaths (2016-2021\* Occurrence Data)

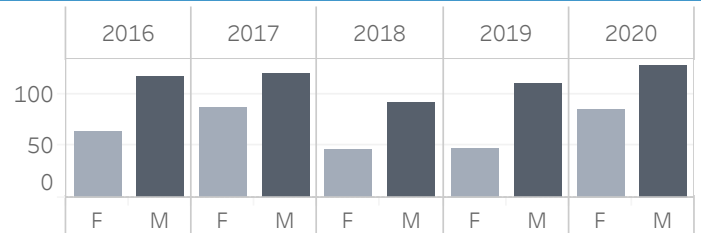
### # of Deaths Involving Opioids by Age Group

Age Groups	2016	2017	2018	2019	2020	2021
00-24	23	26	16	10	28	7
25-34	39	40	47	48	62	9
35-44	41	45	28	35	48	3
45-54	47	57	19	27	39	2
55+	30	38	27	37	35	4
<b>Total</b>	<b>180</b>	<b>206</b>	<b>137</b>	<b>157</b>	<b>212</b>	<b>25</b>



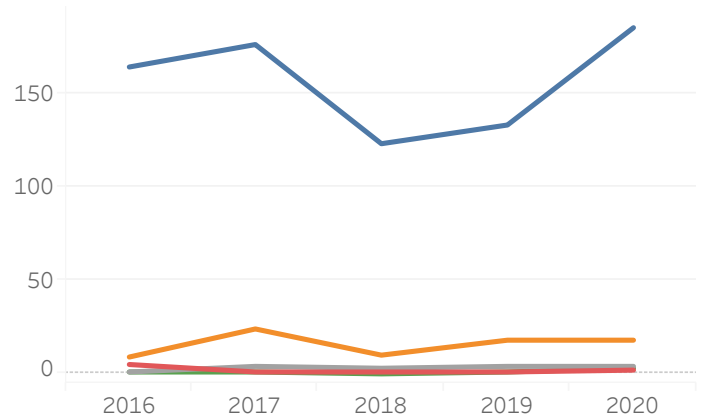
### # of Deaths Involving Opioids by Sex

Sex	2016	2017	2018	2019	2020	2021
Female	64	86	46	48	85	6
Male	116	120	91	109	127	19
<b>Total</b>	<b>180</b>	<b>206</b>	<b>137</b>	<b>157</b>	<b>212</b>	<b>25</b>



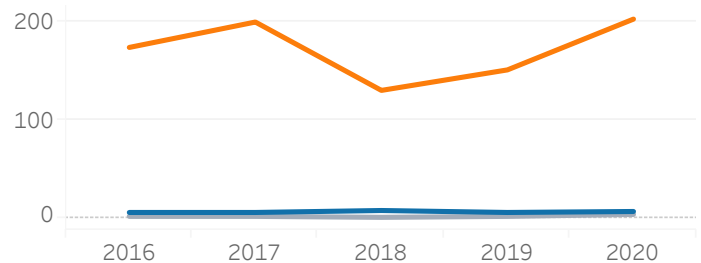
### # of Deaths Involving Opioids by Race

Race	2016	2017	2018	2019	2020	2021
White	164	176	123	133	185	19
African American	9	24	10	18	18	3
Asian/PI	5	1	1	1	2	0
Other	1	4	3	4	4	1
Unknown	1	1	0	1	3	2
<b>Total</b>	<b>180</b>	<b>206</b>	<b>137</b>	<b>157</b>	<b>212</b>	<b>25</b>



### # of Deaths Involving Opioids by Ethnicity

Ethnicity	2016	2017	2018	2019	2020	2021
Hispanic	5	5	7	5	6	1
Non-Hisp.	174	200	130	151	203	24
Unknown	1	1	0	1	3	0
<b>Total</b>	<b>180</b>	<b>206</b>	<b>137</b>	<b>157</b>	<b>212</b>	<b>25</b>



\* 2020-2021 data are preliminary and will change as records are registered. Data shown through 2/28/2021.

Preliminary data last updated 4/5/2021. Report generated 4/6/2021 7:58:39 AM.

Data Source: Iowa Department of Public Health, Bureau of Health Statistics