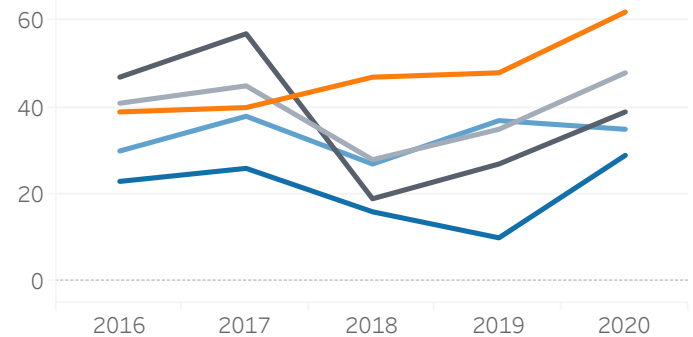




Iowa Substance Abuse Deaths (2016-2021* Occurrence Data)

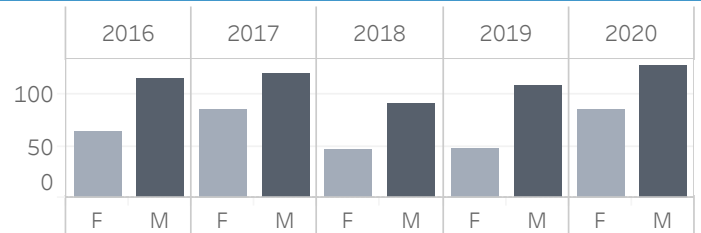
of Deaths Involving Opioids by Age Group

Age Groups	2016	2017	2018	2019	2020	2021
00-24	23	26	16	10	29	24
25-34	39	40	47	48	62	43
35-44	41	45	28	35	48	38
45-54	47	57	19	27	39	20
55+	30	38	27	37	35	28
Total	180	206	137	157	213	153



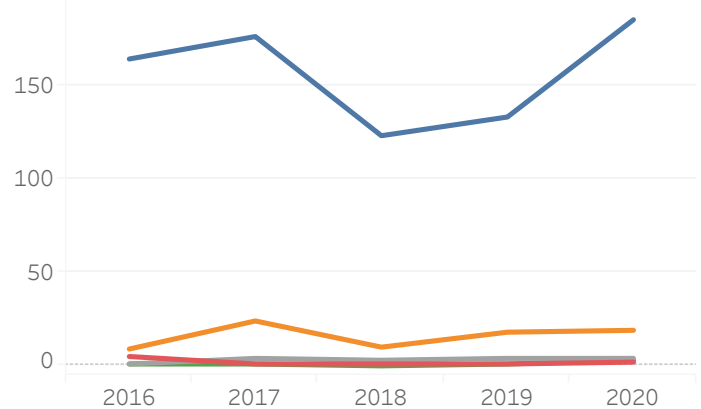
of Deaths Involving Opioids by Sex

Sex	2016	2017	2018	2019	2020	2021
Female	64	86	46	48	85	50
Male	116	120	91	109	128	103
Total	180	206	137	157	213	153



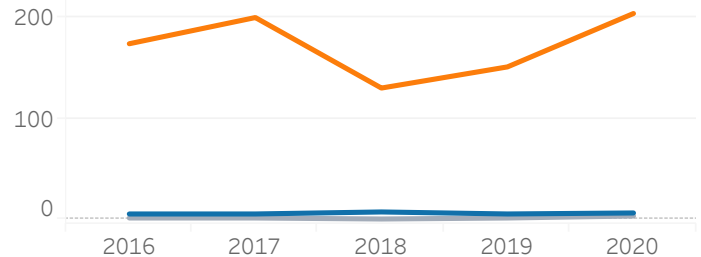
of Deaths Involving Opioids by Race

Race	2016	2017	2018	2019	2020	2021
White	164	176	123	133	185	123
African American	9	24	10	18	19	24
Asian/PI	5	1	1	1	2	2
Other	1	4	3	4	4	1
Unknown	1	1	0	1	3	3
Total	180	206	137	157	213	153



of Deaths Involving Opioids by Ethnicity

Ethnicity	2016	2017	2018	2019	2020	2021
Hispanic	5	5	7	5	6	5
Non-Hisp.	174	200	130	151	204	146
Unknown	1	1	0	1	3	2
Total	180	206	137	157	213	153



* 2021 data are preliminary and will change as records are registered. Data shown through 8/31/2021.
 Preliminary data last updated 10/4/2021. Report generated 10/5/2021 4:04:50 PM.
 Data Source: Iowa Department of Public Health, Bureau of Health Statistics