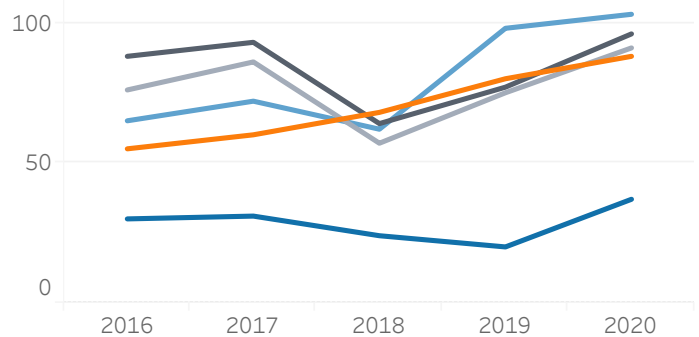




Iowa Substance Abuse Deaths (2016-2021* Occurrence Data)

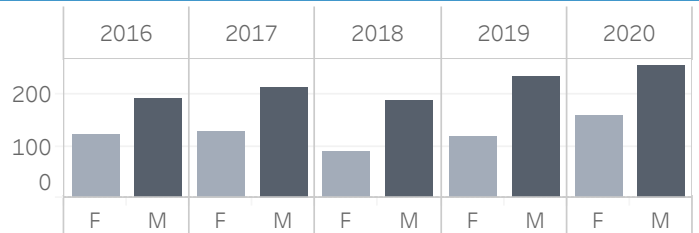
of Deaths Involving All Drugs by Age Group

Age Groups	2016	2017	2018	2019	2020	2021
00-24	30	31	24	20	37	8
25-34	55	60	68	80	88	15
35-44	76	86	57	75	91	8
45-54	88	93	64	77	96	12
55+	65	72	62	98	103	10
Total	314	342	275	350	415	53



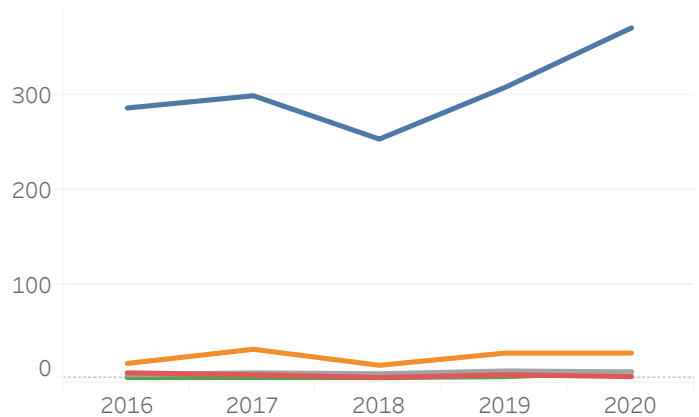
of Deaths Involving All Drugs by Sex

Sex	2016	2017	2018	2019	2020	2021
Female	123	129	89	117	159	20
Male	191	213	186	233	256	33
Total	314	342	275	350	415	53



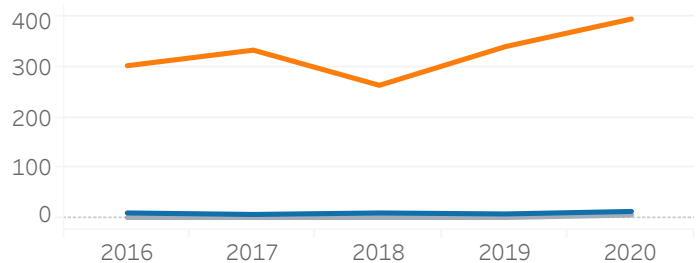
of Deaths Involving All Drugs by Race

Race	2016	2017	2018	2019	2020	2021
White	287	300	254	309	372	44
African American	16	31	14	27	27	6
Asian/PI	6	4	1	4	2	0
Other	4	6	5	8	7	1
Unknown	1	1	1	2	7	2
Total	314	342	275	350	415	53



of Deaths Involving All Drugs by Ethnicity

Ethnicity	2016	2017	2018	2019	2020	2021
Hispanic	10	7	10	8	13	1
Non-Hisp.	303	334	264	341	396	52
Unknown	1	1	1	1	6	0
Total	314	342	275	350	415	53



* 2020-2021 data are preliminary and will change as records are registered. Data shown through 2/28/2021.

Preliminary data last updated 4/5/2021. Report generated 4/6/2021 7:58:42 AM.

Data Source: Iowa Department of Public Health, Bureau of Health Statistics