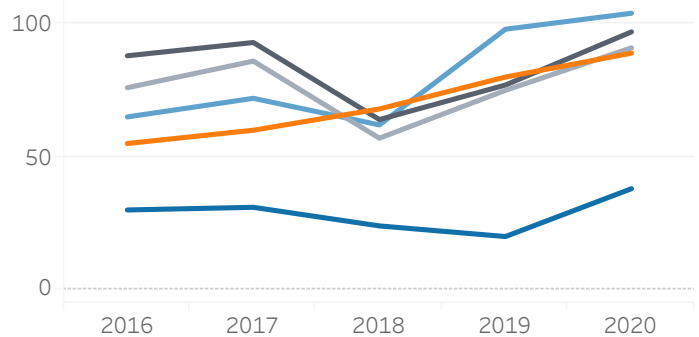




## Iowa Substance Abuse Deaths (2016-2021\* Occurrence Data)

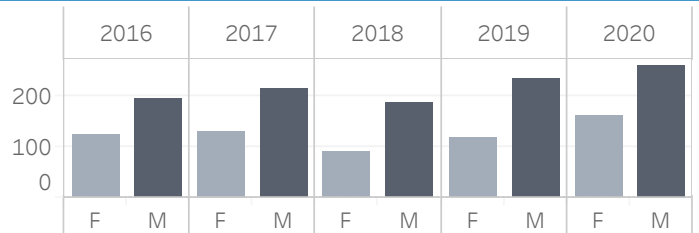
### # of Deaths Involving All Drugs by Age Group

| Age Groups   | 2016       | 2017       | 2018       | 2019       | 2020       | 2021       |
|--------------|------------|------------|------------|------------|------------|------------|
| 00-24        | 30         | 31         | 24         | 20         | 38         | 29         |
| 25-34        | 55         | 60         | 68         | 80         | 89         | 68         |
| 35-44        | 76         | 86         | 57         | 75         | 91         | 59         |
| 45-54        | 88         | 93         | 64         | 77         | 97         | 60         |
| 55+          | 65         | 72         | 62         | 98         | 104        | 72         |
| <b>Total</b> | <b>314</b> | <b>342</b> | <b>275</b> | <b>350</b> | <b>419</b> | <b>288</b> |



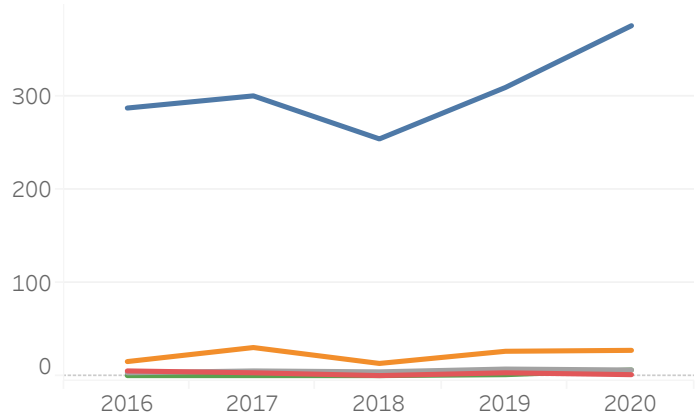
### # of Deaths Involving All Drugs by Sex

| Sex          | 2016       | 2017       | 2018       | 2019       | 2020       | 2021       |
|--------------|------------|------------|------------|------------|------------|------------|
| Female       | 123        | 129        | 89         | 117        | 160        | 110        |
| Male         | 191        | 213        | 186        | 233        | 259        | 178        |
| <b>Total</b> | <b>314</b> | <b>342</b> | <b>275</b> | <b>350</b> | <b>419</b> | <b>288</b> |



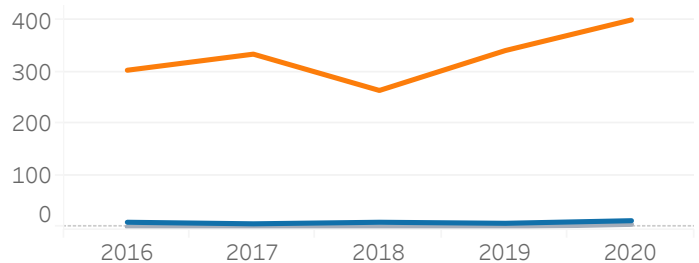
### # of Deaths Involving All Drugs by Race

| Race             | 2016       | 2017       | 2018       | 2019       | 2020       | 2021       |
|------------------|------------|------------|------------|------------|------------|------------|
| White            | 287        | 300        | 254        | 309        | 375        | 247        |
| African American | 16         | 31         | 14         | 27         | 28         | 33         |
| Asian/PI         | 6          | 4          | 1          | 4          | 2          | 2          |
| Other            | 4          | 6          | 5          | 8          | 7          | 2          |
| Unknown          | 1          | 1          | 1          | 2          | 7          | 4          |
| <b>Total</b>     | <b>314</b> | <b>342</b> | <b>275</b> | <b>350</b> | <b>419</b> | <b>288</b> |



### # of Deaths Involving All Drugs by Ethnicity

| Ethnicity    | 2016       | 2017       | 2018       | 2019       | 2020       | 2021       |
|--------------|------------|------------|------------|------------|------------|------------|
| Hispanic     | 10         | 7          | 10         | 8          | 13         | 9          |
| Non-Hisp.    | 303        | 334        | 264        | 341        | 400        | 276        |
| Unknown      | 1          | 1          | 1          | 1          | 6          | 3          |
| <b>Total</b> | <b>314</b> | <b>342</b> | <b>275</b> | <b>350</b> | <b>419</b> | <b>288</b> |



\* 2021 data are preliminary and will change as records are registered. Data shown through 8/31/2021.

Preliminary data last updated 10/4/2021. Report generated 10/5/2021 4:04:51 PM.

Data Source: Iowa Department of Public Health, Bureau of Health Statistics