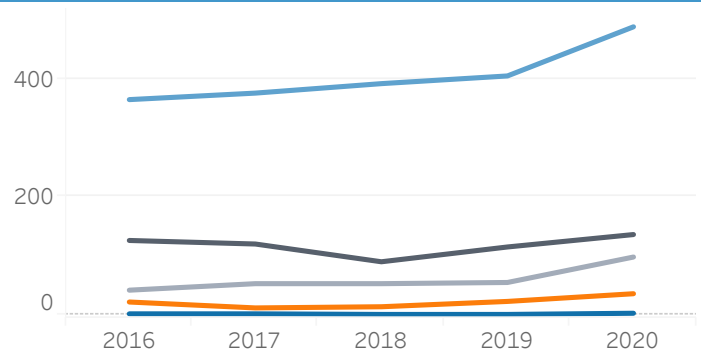




Iowa Substance Abuse Deaths (2016-2021* Occurrence Data)

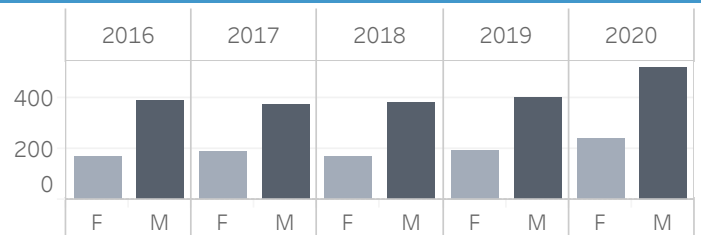
of Deaths Involving Alcohol by Age Group

Age Groups	2016	2017	2018	2019	2020	2021
00-24	2	2	1	1	3	3
25-34	22	12	14	23	36	15
35-44	42	53	53	55	98	64
45-54	126	120	90	115	136	74
55+	364	375	391	404	487	364
Total	556	562	549	598	760	520



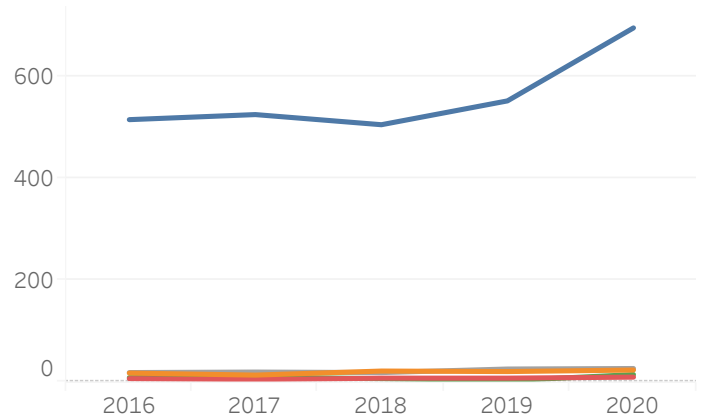
of Deaths Involving Alcohol by Sex

Sex	2016	2017	2018	2019	2020	2021
Female	166	189	165	197	239	177
Male	390	373	384	401	521	343
Total	556	562	549	598	760	520



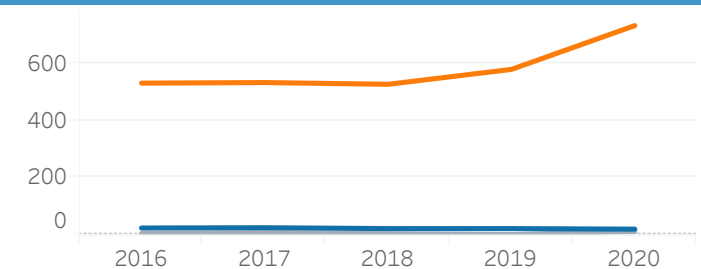
of Deaths Involving Alcohol by Race

Race	2016	2017	2018	2019	2020	2021
White	515	525	505	552	696	495
African American	15	11	19	18	21	7
Asian/PI	4	2	5	5	7	5
Other	16	17	16	23	24	12
Unknown	6	7	4	0	12	1
Total	556	562	549	598	760	520



of Deaths Involving Alcohol by Ethnicity

Ethnicity	2016	2017	2018	2019	2020	2021
Hispanic	23	24	21	21	19	18
Non-Hisp.	529	531	525	577	730	502
Unknown	4	7	3	0	11	0
Total	556	562	549	598	760	520



* 2021 data are preliminary and will change as records are registered. Data shown through 8/31/2021.

Preliminary data last updated 10/4/2021. Report generated 10/5/2021 4:04:50 PM.

Data Source: Iowa Department of Public Health, Bureau of Health Statistics