



Immunization

Phone: 1-800-831-6293
<http://idph.iowa.gov/immtdb/immunization>

Protecting & Improving
the Health of Iowans



In the 1950s, 7,813 Iowans were infected with polio, many needing braces, crutches, wheelchairs and iron lungs. In 2016, no cases of polio were reported in Iowa. Why such a dramatic decline? The polio vaccine. During the 1960s, more than 35,000 Iowans got rubella (German measles). Vaccines have changed the world we live in by providing protection against harmful diseases and, in some cases, eliminating them altogether. According to the Morbidity and Mortality Weekly Report, the Institute of Medicine and the Centers for Disease Control, vaccines are one of the most successful public health advances in the last century.

The Iowa Immunization program's vision is healthy Iowans living in communities free of vaccine-preventable diseases. Collaborating with public and private health care providers, the program works to increase the number of Iowans who are fully vaccinated.

Vaccines help prevent the spread of disease and the IDPH Immunization program promotes immunizations through education, collaboration and advocacy.



Did you know? Vaccine-preventable diseases still threaten the health of Iowans. In 2016, 732 cases of mumps were reported.

Why is the Immunization program important to protecting and improving the health of Iowans?

- Vaccines are responsible for the control of many infectious diseases once common in the U.S., including polio, measles, diphtheria, whooping cough, rubella, mumps, tetanus and Haemophilus influenzae type b (Hib).
- Vaccines help prevent infectious diseases and save lives, giving Iowans the opportunity to live healthy in healthy communities.
- Immunizations have contributed to our increased life expectancy.
- Immunizations save money. Each year, routine immunizations save more than \$68.8 billion in costs to society.

Which Iowa Public Health Goals are we working to achieve?

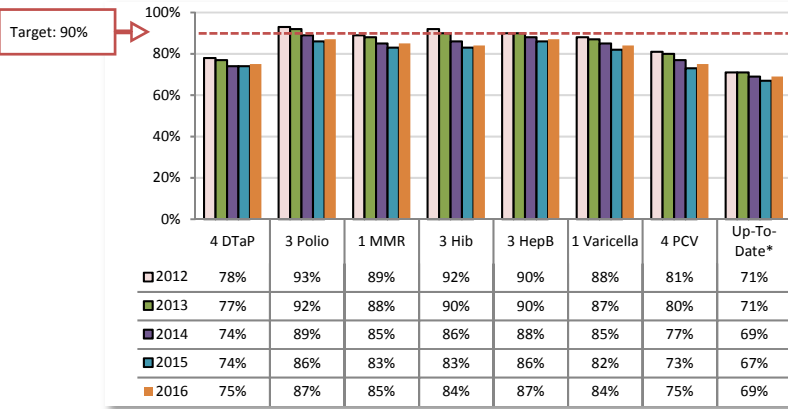
- Prevent epidemics & the spread of disease
- Strengthen the health infrastructure
- Prepare for, respond to & recover from emergencies
- Promote healthy living

What do we do?

- Purchase and distribute vaccine to public and private health care providers through the Vaccines for Children (VFC) program. The VFC program provides vaccine for approximately 45%, or 348,025, of Iowa's children. Iowans ages 18 and younger are eligible for the program because they are Medicaid eligible, uninsured, underinsured, or are American Indian or Alaskan natives.
- Provide education about vaccine-preventable diseases and the benefits of immunization.
- Provide funding to local public health agencies to conduct immunization clinics and outreach clinics.
- Manage the statewide Immunization Registry Information System (IRIS), which maintains immunization records for all Iowans, helping to prevent individuals from being under and over immunized.

How do we measure our progress?

1 Percent of Iowa 2-year-olds covered by individual vaccines and up-to-date* overall.

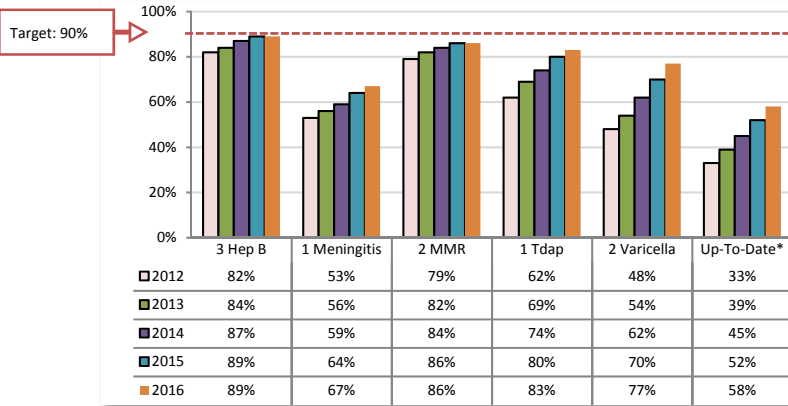


Data Source: Immunization Registry Information System, 2012, 2013, 2014, 2015 & 2016 County Immunization Assessments. Data are available annually.

* Up-To-Date are children who have completed each individual vaccine series (4 DTaP, 3 Polio, 1 MMR, 3 Hib, 3 Hep B, 1 Varicella, & 4 PCV) by 24 months of age.

How are we doing? Immunization rates in Iowa are consistent with national averages for vaccine rates. The goal is to reach 90% coverage for each set of vaccines.

2 Percent of Iowa adolescents covered by individual vaccines and up-to-date* overall.

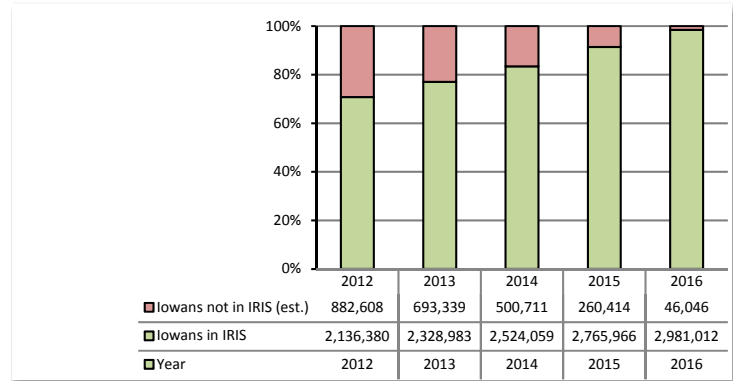


Data Source: Immunization Registry Information System, 2012, 2013, 2014, 2015 & 2016 County Immunization Assessments. Data are available annually.

* Up-To-Date are adolescents (13-15 years old) who have completed each individual vaccine series (3 Hep B, 1 Meningitis, 2 MMR, 1 Tdap/Td, 2 Varicella)

How are we doing? Adolescent immunization rates in Iowa are consistent with the national average for vaccine rates. The goal is to use data on vaccination coverage to identify groups at risk of vaccine-preventable diseases, provide vaccination coverage estimates in an effort to increase coverage, and evaluate the effectiveness of programs designed to increase coverage.

3 Number of patients in the Immunization Registry Information System (IRIS) by Year.



Data Source: Immunization Registry Information System Data. Data are available annually. Population data from CDC Wonder.

How are we doing? The number of patients in IRIS has steadily increased and nearly all Iowans have a record in IRIS. More than 338,000 patient records were added in 2016 and IRIS contains more than 36.7 million immunizations. IRIS includes records consisting of two or more immunizations for 100 percent of Iowa's children 4 months to 6 years of age. This increase helps to reduce vaccine-preventable diseases, over-vaccination, and allows health care providers to see up-to-date information when they need it most.

What can Iowans do to help?

1. Keep track of and maintain immunization records for you and your children. For a handy immunization card, go to <http://idph.iowa.gov/imm/tb/immunization>.
2. Health care professionals can promote the need for and the benefits of immunization.
3. Health care professionals should routinely give immunizations according to the recommended childhood, adolescent and adult schedules.
4. Health care professionals can attend immunization educational seminars and trainings.
5. All Iowans can encourage family, neighbors, coworkers and friends to receive all recommended vaccines.

Expenditures

General fund and federal funds: K15-1521; 0153-1522/1532/1534/1536/1538/1544/1551(80%)

	State Fiscal Year 2016 Actual	State Fiscal Year 2017 Actual	State Fiscal Year 2018 Estimate
State funds	\$592,447	\$564,603	\$588,327
Federal funds	\$4,697,259	\$4,609,350	\$4,553,267
Total funds	\$5,289,706	\$5,173,953	\$5,141,594
FTEs	15.63	15.60	16.90

Note: Funding information is intended to provide an overview of funding related to the program area. It does not include all federal and state requirements and/or restrictions for the use of funds. Contact the program area for more detailed budget information.