



Adding Immunizations to Patient Record(s) May 2012

From IRIS Inventory

Immunizations can be added to patient records from IRIS inventory using either VFC inventory or private inventory. When adding immunizations from IRIS Inventory, doses will be deducted from IRIS inventory, and the organization entering the information will appear as the source of the immunization(s) on the record.

1. Select Manage Immunizations from the menu panel.
2. To search, enter your patient's date of birth and one other search criteria. Use at least two letters of the patient's last or first name.
3. In the patient record, select the Add New Imms button.

Current: 1 year, 1 month, 4 days
Patient Notes (2) [view or update notes](#)
Add New Imms Add Historical Imms Edit Patient Reports Print Record Print Confidential Record

4. Confirm the From IRIS Inventory checkbox is checked.
5. Complete the date the vaccine(s) were administered using the MM/DD/YYYY format.
6. From the Immunization dropdown menu, select the vaccine administered.
7. From the Trade Name-Lot # Exp Date dropdown menu, select the specific vaccine lot administered. VFC lot numbers are indicated with VFC following the trade name and lot number. Private lot numbers do not include the VFC indicator.
8. From the Vaccine Eligibility dropdown menu, select the appropriate VFC eligibility for vaccine administered. VFC Eligibility is a required field.
9. From the Administered By dropdown menu, select the appropriate vaccinator from your organization.
10. From the Body Site dropdown menu, select the appropriate body site where the vaccine was administered.
11. From the Route dropdown menu, select the route used to administer the vaccine.
12. The Dose dropdown menu defaults to Full, so typically you will not need to modify this field. If an alternate dose was administered, select the appropriate dose.

Enter New Immunization
From IRIS Inventory Date Administered 01/01/2012
Administered By

Remove	Immunization	* Trade Name-Lot #, Exp Date	* Vaccine Eligibility
<input type="checkbox"/>	Varicella	Varivax-1234Z-12/31/2014-VFC	M - Medicaid Enrolled

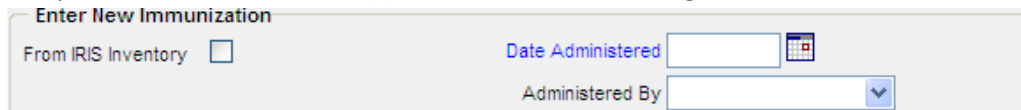
Administered By: Nelly Needles
Body Site: LEFT THIGH
Route: INTRAMUSCULAR
Dose: Full
Quantity on Hand: 9 VFC

13. Scroll down on the page to locate the Save button. You also have the option of selecting any Patient Comments, if applicable. Select Save to add the new immunizations to the patient record. Navigating away from this page without selecting the Save button **will not save** your changes.

NON-IRIS INVENTORY

Immunizations can be added to patient records by NOT using IRIS inventory. Immunizations will not be associated with IRIS inventory but the organization will appear as the source of the immunization(s) on the record.

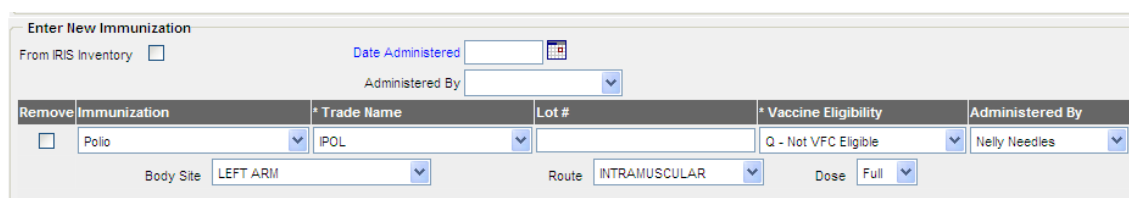
1. Select Manage Immunizations from the menu panel.
2. To search, enter your patient's date of birth and one other search criteria. Use at least two letters of the patient's last or first name.
3. In the patient record, select the Add New Imms button.
4. Confirm the From IRIS Inventory checkbox is NOT checked.
5. Complete the date the vaccine(s) were administered using the MM/DD/YYYY format.



Enter New Immunization

From IRIS Inventory Date Administered Administered By

6. From the Immunization dropdown menu, select the vaccine administered.
7. In the Trade Name dropdown menu, select the vaccine trade name that was administered. This is a required field.
8. In the Lot # field, type the lot number of the vaccine administered. This is not a required field
9. From the Vaccine Eligibility dropdown menu, select the appropriate VFC eligibility for vaccine administered. VFC eligibility is a required field.
10. From the Administered By dropdown menu, select the appropriate vaccinator from your organization.
11. From the Body Site dropdown menu, select the appropriate body site where the vaccine was administered.
12. From the Route dropdown menu, select the appropriate route used to administer the vaccine.
13. The Dose dropdown menu defaults to Full. If an alternate dose was administered, select the appropriate dose.



Enter New Immunization

From IRIS Inventory Date Administered Administered By

Remove	Immunization	Trade Name	Lot #	Vaccine Eligibility	Administered By
<input type="checkbox"/>	Polio	IPOL		Q - Not VFC Eligible	Nelly Needles

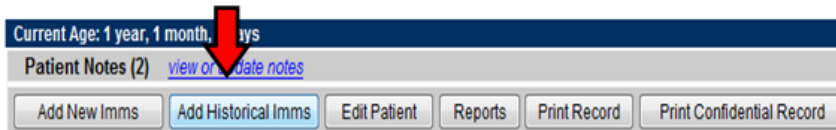
Body Site: LEFT ARM Route: INTRAMUSCULAR Dose: Full

14. Scroll down on the page to locate the Save button. You also have the option of selecting any Patient Comments, if applicable. Select Save to add the new immunizations to the patient record. Navigating away from this page without selecting the Save button **will not save** your changes.

HISTORICAL

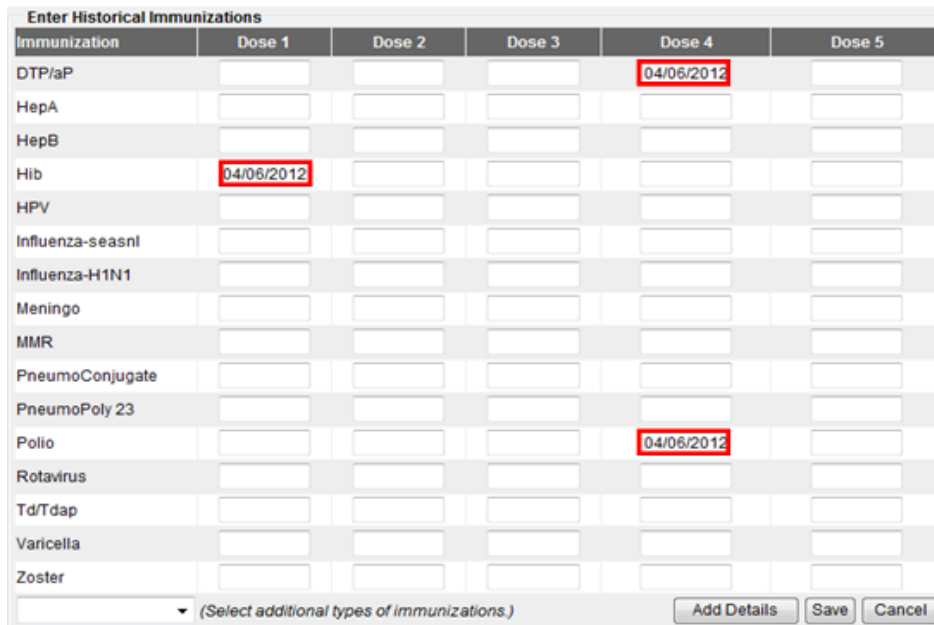
Historical immunization is an immunization that has been administered by another organization and has NOT been recorded in IRIS. When entering historical immunizations, your organization will appear on patient reports as the organization entering the data, not as the source of the immunization.

1. Select Manage Immunizations from the menu panel.
2. To search, enter your patient's date of birth and one other search criteria. Use at least two letters of the patient's last or first name.
3. In the patient record, select the Add Historical Imms button. The Enter Historical Immunizations screen appears.



Current Age: 1 year, 1 month, 1 days
Patient Notes (2) [view or update notes](#)
Add New Imms Add Historical Imms Edit Patient Reports Print Record Print Confidential Record

4. Complete the date(s) the vaccine(s) were administered using the MM/DD/YYYY format. Multiple immunization and doses can be entered from this screen. Select Save to add the vaccines.
 - a. The vaccine date is the only required field. However, more details, including combination vaccines, can be added by selecting the Add Details button.
 - i. Trade Name, Lot Number, Provider Org, combination vaccines and Source of Imm can be added as additional details. Select Save to add these details.



Immunization	Dose 1	Dose 2	Dose 3	Dose 4	Dose 5
DTP/aP				04/06/2012	
HepA					
HepB					
Hib	04/06/2012				
HPV					
Influenza-seasnl					
Influenza-H1N1					
Meningo					
MMR					
PneumoConjugate					
PneumoPoly 23					
Polio				04/06/2012	
Rotavirus					
Td/Tdap					
Varicella					
Zoster					

(Select additional types of immunizations.) Add Details Save Cancel