



# Iowa Influenza Surveillance Network (IISN)

## Influenza-like Illness (ILI) and Other Respiratory Viruses

### Weekly Activity Report



For the week ending February 4th, 2017 - Week 5

All data presented in this report are provisional and may change as additional reports are received

| Quick Stats  |                             |
|--|-----------------------------|
| Percent of outpatient visits for ILI <sup>1</sup>                  | 2.68% (baseline 1.8%)       |
| Percent of influenza rapid test positive                           | 27.78% (733/2639)           |
| Percent of RSV rapid tests positive                                | 37.31% (169/453)            |
| Percent school absence due to illness <sup>2</sup>                 | 3.23%                       |
| Number of schools with ≥10% absence due to illness                 | 26                          |
| Influenza-associated hospitalizations <sup>3</sup>                 | 93/6676 inpatients surveyed |
| Influenza-associated mortality -all ages (Cumulative) <sup>4</sup> | 28                          |
| Influenza-associated pediatric mortality (Cumulative)              | 0                           |

<sup>1</sup> ILI: Influenza-like illness is defined as a fever of ≥100° F as well as cough and/or sore throat.  
<sup>2</sup> Percent school absence due to illness are reported through a weekly survey of Iowa sentinel schools  
<sup>3</sup> Hospitalizations due to influenza are voluntarily reported through a weekly survey of Iowa sentinel hospitals  
<sup>4</sup> Deaths in which influenza is listed on the death certificate. This is an underestimate of influenza-related deaths.  
 Cumulative is 10/2/2016-current week.

| Iowa Influenza Geographic Spread <sup>5</sup> |
|---|
| No Activity                                   |
| Sporadic                                      |
| Local   |
| Regional                                      |
| Widespread                                    |

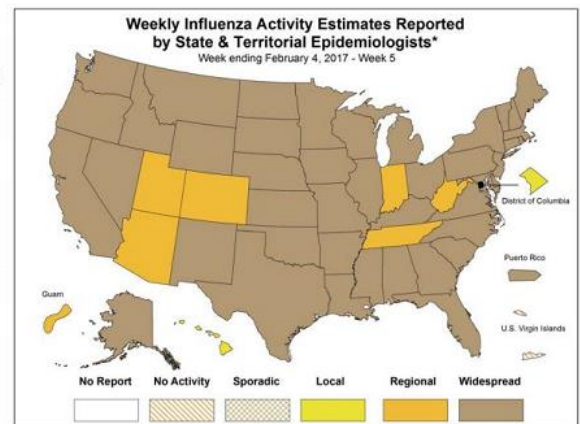
<sup>5</sup>This is based on CDC's activity estimates definition  
[www.cdc.gov/flu/weekly/overview.htm](http://www.cdc.gov/flu/weekly/overview.htm)

### Iowa statewide activity summary:

Influenza activity in Iowa is widespread and continues to increase. Influenza activity has been identified in all six regions of the state. For this reporting week, the State Hygienic Laboratory confirmed 45 influenza A(H3), two influenza A(H1N1pdm09), 22 influenza A(subtype pending), one influenza A(not subtyped), four influenza B(Victoria Lineage), five influenza B(Yamagata Lineage) and 10 influenza B(lineage pending) viruses from submitted samples. 93 influenza-related hospitalizations were reported from sentinel hospitals during this reporting week. The proportion of outpatient visits due to influenza-like illness (ILI) was 2.68 percent, which is below the regional baseline of 1.8. In this reporting week, 23 adenovirus, two parainfluenza virus type 2, 14 parainfluenza virus type 3, three parainfluenza type 4, 34 rhinovirus/ enterovirus, 103 RSV, eight hMPV and 55 Coronavirus were detected from surveillance sites.

### National activity summary - (CDC)-Last Updated in Week 5:

Influenza-Like Illness (ILI) Activity Level Indicator Determined by Data Reported to ILINet  
 2016-17 Influenza Season Week 5 ending Feb 04, 2017



\* This map indicates geographic spread & does not measure the severity of influenza activity

**Synopsis:** During week 5 (January 29-February 4, 2017), influenza activity increased in the United States.

**Viral Surveillance:** The most frequently identified influenza virus type reported by public health laboratories during week 5 was influenza A (H3). The percentage of respiratory specimens testing positive for influenza in clinical laboratories increased.

**Pneumonia and Influenza Mortality:** The proportion of deaths attributed to pneumonia and influenza (P&I) was above the system-specific epidemic threshold in the National Center for Health Statistics (NCHS) Mortality Surveillance System.

**Influenza-associated Pediatric Deaths:** Five influenza-associated pediatric deaths were reported.

**Outpatient Illness Surveillance:** The proportion of outpatient visits for influenza-like illness (ILI) was 4.8 percent, which is above the national baseline of 2.2 percent. All 10 regions reported ILI at or above their region-specific levels. New York City and 23 states experienced high ILI activity; 10 states experienced moderate ILI activity; Puerto Rico and eight states experienced low ILI activity; nine states experienced minimal ILI activity and the District of Columbia had insufficient data.

**Geographic Spread of Influenza:** The geographic spread of influenza in Puerto Rico and 43 states was reported as widespread; Guam and six states were reported as regional; the District of Columbia and one state reported local activity; and the U.S. Virgin Islands reported no activity.

Detailed information can be found online at [www.cdc.gov/flu/weekly/](http://www.cdc.gov/flu/weekly/).

## International activity summary - (WHO):

Influenza activity in the temperate zone of the northern hemisphere continued to increase, with many countries especially in Europe and East Asia having passed their seasonal threshold early in comparison to previous years. The predominant strain of influenza worldwide is influenza A(H3). Detailed information can be found online at

[www.who.int/influenza/surveillance\\_monitoring/updates/latest\\_update\\_GIP\\_surveillance/en/](http://www.who.int/influenza/surveillance_monitoring/updates/latest_update_GIP_surveillance/en/). It was last updated 2/6/2017.

## Laboratory surveillance program:

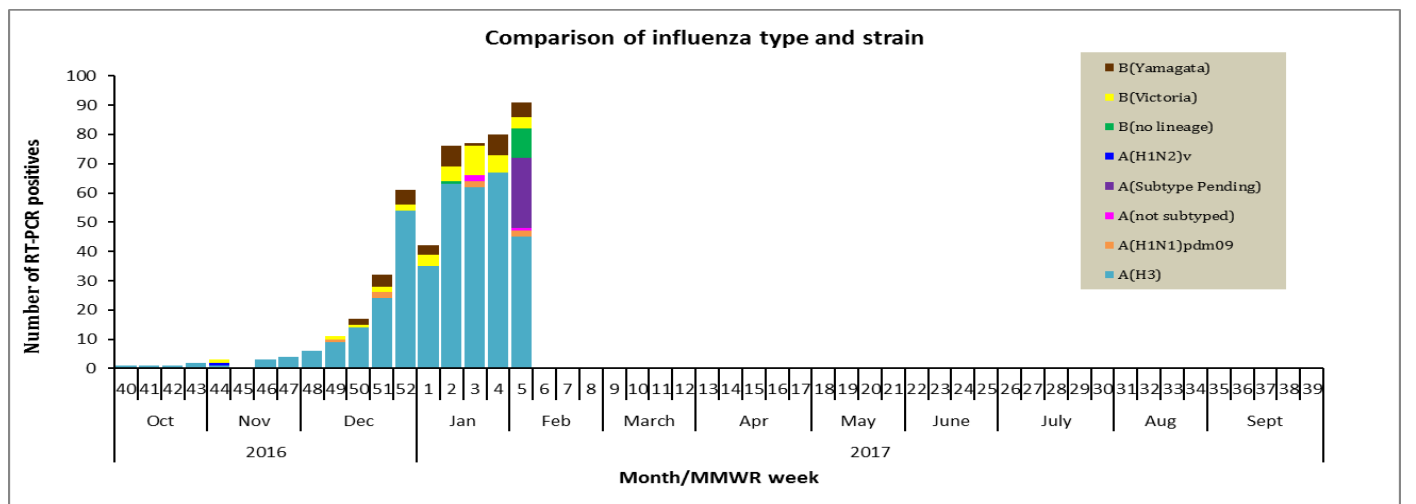
The State Hygienic Laboratory (SHL) is the primary lab for influenza testing and reporting in Iowa. SHL reports the number of tests performed and the type and sub-type of positive tests to the influenza surveillance network several times every week. In addition, SHL surveys clinical and reference labs on a weekly basis for the number of rapid-antigen tests performed, the number positive and the positive non-influenza virus tests. This report also includes the positive non-influenza virus tests reported from the Dunes Medical Laboratories at Mercy Medical Center in Sioux City.

| Age Group    | CURRENT WEEK |           |          |                 |              | CUMULATIVE (10/2/16 – CURRENT WEEK) |            |          |                 |              |
|--------------|--------------|-----------|----------|-----------------|--------------|-------------------------------------|------------|----------|-----------------|--------------|
|              | Flu A        |           |          |                 |              | Flu A                               |            |          |                 |              |
|              | A(H1N1)pdm09 | A(H3)     | A(H1N2v) | Subtype Pending | Not subtyped | A(H1N1)pdm09                        | A(H3)      | A(H1N2v) | Subtype Pending | Not subtyped |
| 0-4          | 1(50%)       | 2(4%)     | 0(0%)    | 0(0%)           | 0(0%)        | 1(14%)                              | 22(6%)     | 0(0%)    | 0(0%)           | 0(0%)        |
| 5-17         | 0(0%)        | 2(4%)     | 0(0%)    | 2(9%)           | 0(0%)        | 2(29%)                              | 41(10%)    | 0(0%)    | 2(9%)           | 0(0%)        |
| 18-24        | 0(0%)        | 13(29%)   | 0(0%)    | 6(27%)          | 0(0%)        | 0(0%)                               | 81(21%)    | 0(0%)    | 6(27%)          | 1(33%)       |
| 25-49        | 1(50%)       | 3(7%)     | 0(0%)    | 1(5%)           | 1(100%)      | 3(43%)                              | 43(11%)    | 0(0%)    | 1(5%)           | 2(67%)       |
| 50-64        | 0(0%)        | 3(7%)     | 0(0%)    | 3(14%)          | 0(0%)        | 1(14%)                              | 39(10%)    | 1(100%)  | 3(14%)          | 0(0%)        |
| >64          | 0(0%)        | 22(49%)   | 0(0%)    | 10(45%)         | 0(0%)        | 0(0%)                               | 166(42%)   | 0(0%)    | 10(45%)         | 0(0%)        |
| <b>Total</b> | <b>2</b>     | <b>45</b> | <b>0</b> | <b>22</b>       | <b>1</b>     | <b>7</b>                            | <b>392</b> | <b>1</b> | <b>22</b>       | <b>3</b>     |

\*Counts of three or less are sometimes suppressed to protect confidentiality. Note that counts may not add up to the total due to missing age information  
Only cases of Iowa residents are included  
\*\*Not subtyped\*\* column is due to weak detections. This can be due to poor collection, timing of collection or stage of infection.

| Age Group    | CURRENT WEEK     |                  |                 | CUMULATIVE (10/2/16 – CURRENT WEEK) |                  |                 |
|--------------|------------------|------------------|-----------------|-------------------------------------|------------------|-----------------|
|              | Flu B            |                  |                 | Flu B                               |                  |                 |
|              | Victoria Lineage | Yamagata Lineage | Lineage Pending | Victoria Lineage                    | Yamagata Lineage | Lineage Pending |
| 0-4          | 0(0%)            | 0(0%)            | 3(30%)          | 4(11%)                              | 1(3%)            | 3(30%)          |
| 5-17         | 2(50%)           | 2(40%)           | 1(10%)          | 15(42%)                             | 13(38%)          | 1(10%)          |
| 18-24        | 0(0%)            | 0(0%)            | 1(10%)          | 7(19%)                              | 3(9%)            | 1(10%)          |
| 25-49        | 0(0%)            | 0(0%)            | 2(20%)          | 8(22%)                              | 5(15%)           | 2(20%)          |
| 50-64        | 1(25%)           | 0(0%)            | 1(10%)          | 1(3%)                               | 5(15%)           | 1(10%)          |
| >64          | 1(25%)           | 3(60%)           | 2(20%)          | 1(3%)                               | 7(20%)           | 2(20%)          |
| <b>Total</b> | <b>4</b>         | <b>5</b>         | <b>10</b>       | <b>36</b>                           | <b>34</b>        | <b>10</b>       |

\*Counts of three or less are sometimes suppressed to protect confidentiality. Note that counts may not add up to the total due to missing age information  
Only cases of Iowa residents are included



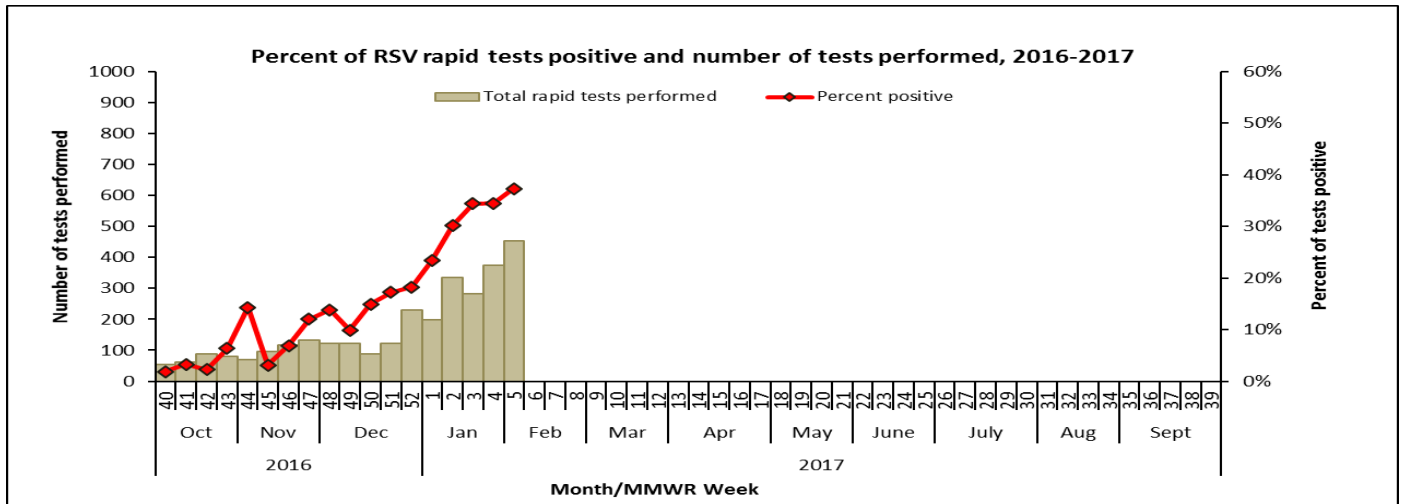
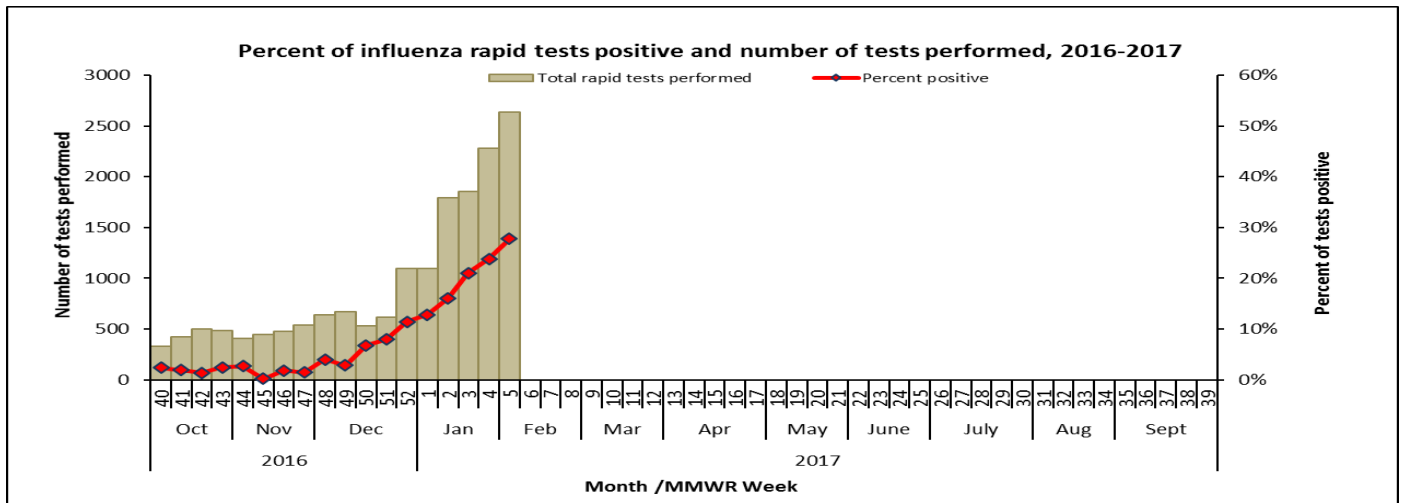
**Rapid influenza and RSV test surveillance:**

The State Hygienic Laboratory (SHL) runs a weekly web-based survey program where laboratorians report the number of influenza and respiratory syncytial virus (RSV) rapid tests performed and the number of tests positive. This table includes only the number of patients tested for influenza or RSV at laboratory surveillance sites throughout the state. This table does not provide case counts.

**Table 2: Percent of influenza rapid tests positive and number of tests performed by region for the present week**

| REGION*            | RAPID ANTIGEN INFLUENZA TESTS |            |           |            | RAPID ANTIGEN RSV TESTS |            |            |
|--------------------|-------------------------------|------------|-----------|------------|-------------------------|------------|------------|
|                    | Tested                        | Flu A      | Flu B     | % Positive | Tested                  | Positive   | % Positive |
| Region 1 (Central) | 498                           | 129        | 5         | 27         | 51                      | 22         | 43         |
| Region 2 (NE)      | 199                           | 46         | 3         | 25         | 44                      | 20         | 45         |
| Region 3 (NW)      | 349                           | 70         | 20        | 26         | 71                      | 19         | 27         |
| Region 4 (SW)      | 205                           | 57         | 6         | 31         | 44                      | 14         | 32         |
| Region 5 (SE)      | 449                           | 123        | 20        | 32         | 59                      | 16         | 27         |
| Region 6 (Eastern) | 939                           | 241        | 13        | 27         | 184                     | 78         | 42         |
| <b>Total</b>       | <b>2639</b>                   | <b>666</b> | <b>67</b> | <b>28</b>  | <b>453</b>              | <b>169</b> | <b>37</b>  |

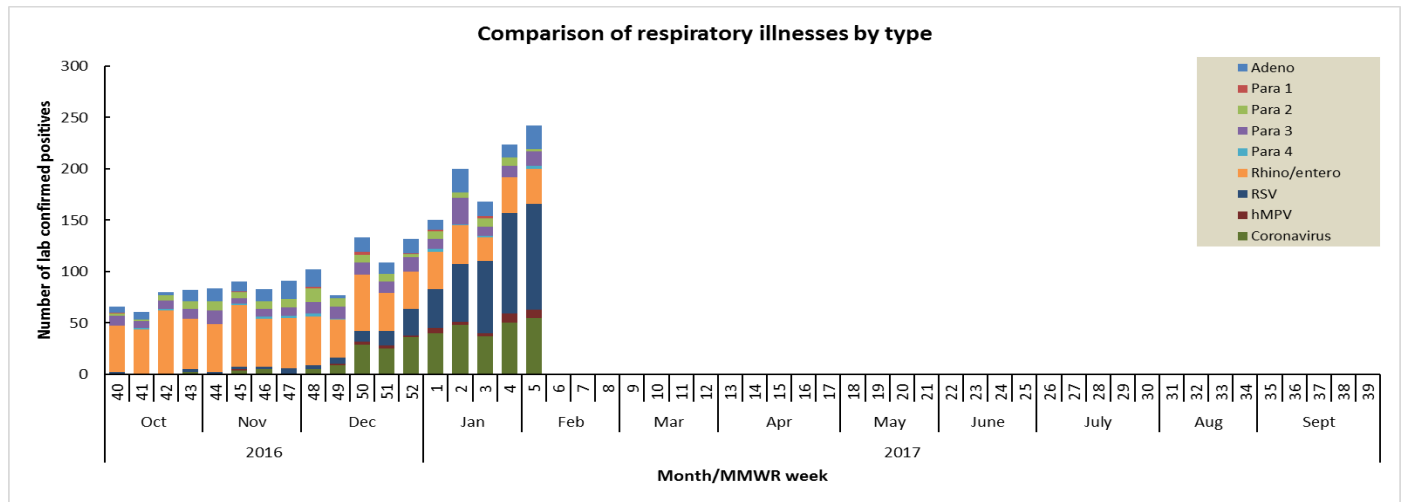
\*Region 1- Boone, Calhoun, Carroll, Dallas, Greene, Grundy, Hamilton, Hardin, Jasper, Marshall, Polk, Poweshiek, Story, Tama, Warren, Webster; Region 2- Allamakee, Bremer, Butler, Cerro Gordo, Chickasaw, Emmet, Fayette, Floyd, Franklin, Hancock, Howard, Humboldt, Kossuth, Mitchell, Winnebago, Winneshiek, Worth, Wright; Region 3- Buena Vista, Cherokee, Clay, Crawford, Dickinson, Ida, Lyon, Monona, O'Brien, Osceola, Palo Alto, Plymouth, Pocahontas, Sac, Sioux, Woodbury; Region 4- Adair, Adams, Audubon, Cass, Clarke, Decatur, Fremont, Guthrie, Harrison, Madison, Mills, Montgomery, Page, Pottawattamie, Ringgold, Shelby, Taylor, Union; Region 5- Appanoose, Davis, Des Moines, Henry, Jefferson, Keokuk, Lee, Louisa, Lucas, Mahaska, Marion, Monroe, Muscatine, Van Buren, Wapello, Washington, Wayne; Region 6- Benton, Black Hawk, Buchanan, Cedar, Clayton, Clinton, Delaware, Dubuque, Iowa, Jackson, Johnson, Jones, Linn, Scott.



**Non-influenza respiratory viruses:**

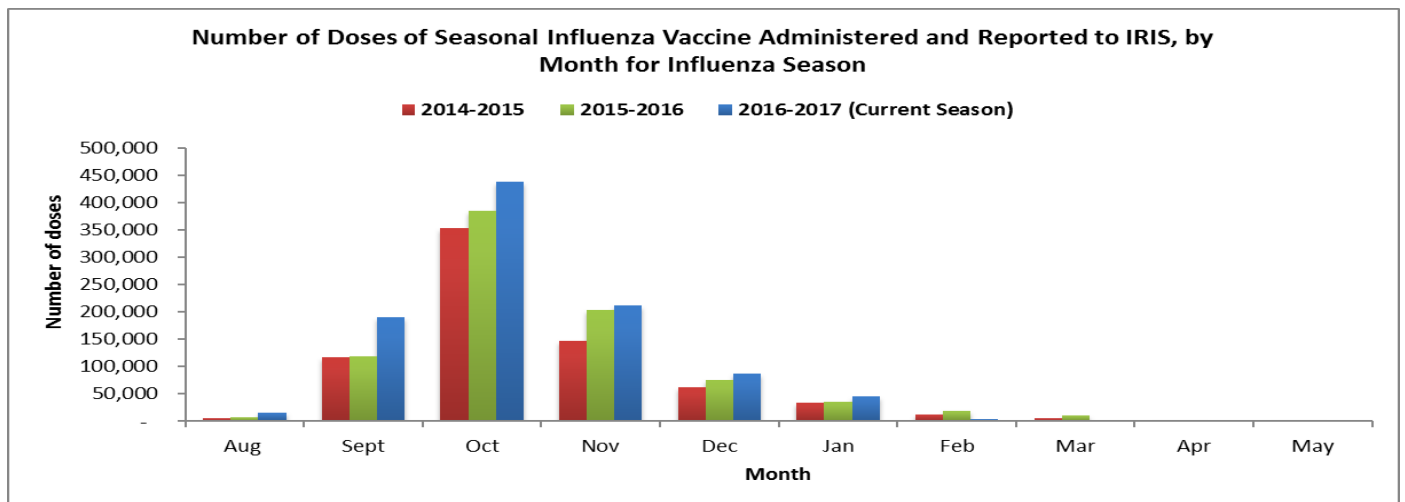
The State Hygienic Laboratory (SHL) runs a weekly web-based survey program where laboratorians report the number of positive tests for non-influenza respiratory viruses. This table also includes the positive non-influenza virus tests reported from the Dunes Medical Laboratories at Mercy Medical Center in Sioux City. The table includes only the number of positive tests at laboratory surveillance sites throughout the state. The table does not provide case counts.

| Viruses                           | CURRENT WEEK | CUMULATIVE (10/2/16 – CURRENT WEEK) |
|-----------------------------------|--------------|-------------------------------------|
| Adenovirus                        | 23           | 221                                 |
| Parainfluenza Virus Type 1        | 0            | 11                                  |
| Parainfluenza Virus Type 2        | 2            | 115                                 |
| Parainfluenza Virus Type 3        | 14           | 199                                 |
| Parainfluenza Virus Type 4        | 3            | 22                                  |
| Rhinovirus/Enterovirus            | 34           | 780                                 |
| Respiratory syncytial virus (RSV) | 103          | 441                                 |
| Human metapneumovirus (hMPV)      | 8            | 39                                  |
| Coronavirus                       | 55           | 346                                 |
| <b>Total</b>                      | <b>242</b>   | <b>2174</b>                         |



**Seasonal influenza vaccination:**

Seasonal influenza vaccination data in Iowa is based on doses reported to the Iowa Immunization Registry Information System (IRIS). IRIS is a confidential, computerized, population-based system that tracks immunization for children, adolescents and adults who are seen in a variety of public and private healthcare provider sites throughout the state of Iowa. For more information on the immunization data, contact Kim Tichy, IRIS coordinator at 515-281-4288 or [kimberly.tichy@idph.iowa.gov](mailto:kimberly.tichy@idph.iowa.gov).

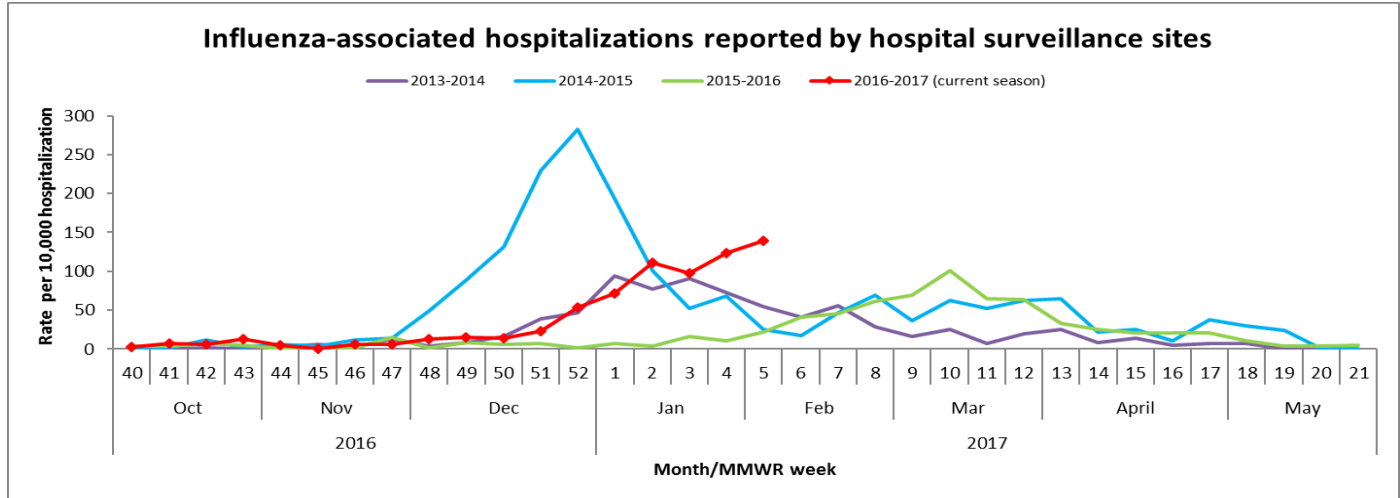
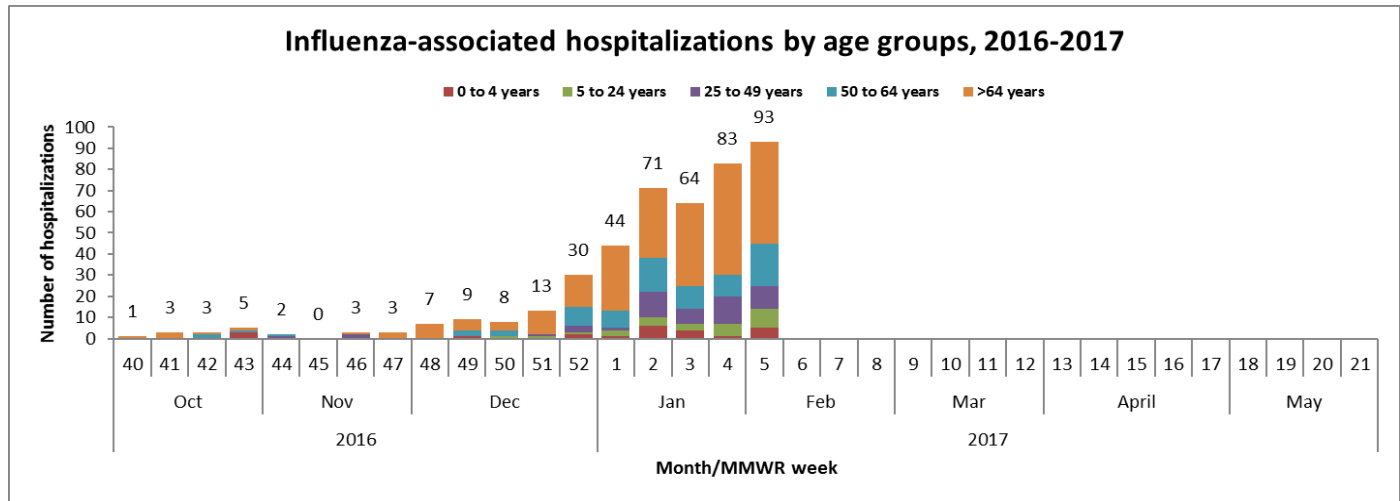


Note: The data for the 2016-2017 season is only up to the current week and there is a lag between the vaccine administration date and the date reported to the IRIS. The current season's data will be adjusted as additional data is received.

### Influenza-associated hospitalizations:

Sentinel hospitals that participate in IISN voluntarily track and report the number of influenza-associated hospitalizations and the total number of inpatients each week. Of the 126 hospitals across the state of Iowa, 27 sentinel hospitals participate in weekly surveillance of influenza-associated hospitalizations for the IISN. Iowa hospitals interested in joining this surveillance program should contact Scott Seltrecht at 515-281-4985 or [Scott.Seltrecht@idph.iowa.gov](mailto:Scott.Seltrecht@idph.iowa.gov) for more information.

| AGE          | CURRENT WEEK | CUMULATIVE (10/2/16 – CURRENT WEEK) |
|--------------|--------------|-------------------------------------|
| Age 0-4      | 5            | 23                                  |
| Age 5-24     | 9            | 28                                  |
| Age 25-49    | 11           | 51                                  |
| Age 50-64    | 20           | 84                                  |
| Age >64      | 48           | 256                                 |
| <b>Total</b> | <b>93</b>    | <b>442</b>                          |

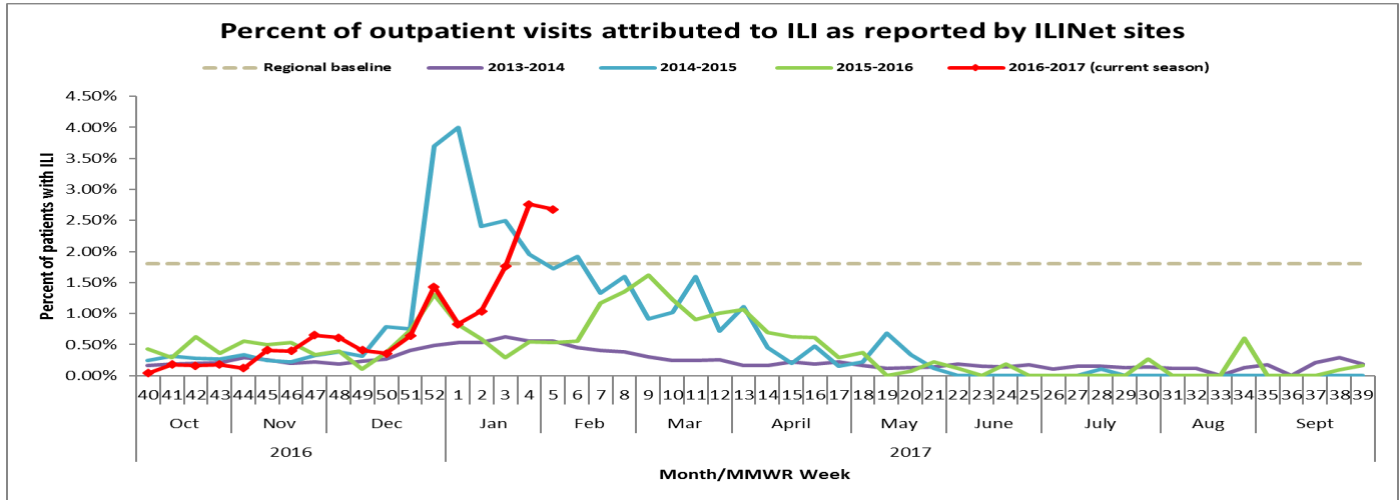


**Outpatient health care provider surveillance program (ILINet):**

Outpatient health care providers who participate in the ILINet (a national influenza surveillance program) report the number of patients seen with influenza-like illness and the total number of patient visits each week. This system is a key part of Iowa’s influenza surveillance. Across the state, 17 providers, ranging from family medicine to student health centers, participate weekly in the ILINet program. Iowa health care providers interested in joining this surveillance program should contact Scott Seltrecht at 515-281-4985 or [Scott.Seltrecht@idph.iowa.gov](mailto:Scott.Seltrecht@idph.iowa.gov) for more information.

**Table 6: Outpatient visits for influenza-like illness (ILI)**

| Week                     | %ILI | Total ILI | Age 0-4 | Age 5-24 | Age 25-49 | Age 50-64 | Age >64 |
|--------------------------|------|-----------|---------|----------|-----------|-----------|---------|
| Week 5, ending January 4 | 2.68 | 83        | 3       | 52       | 10        | 8         | 10      |

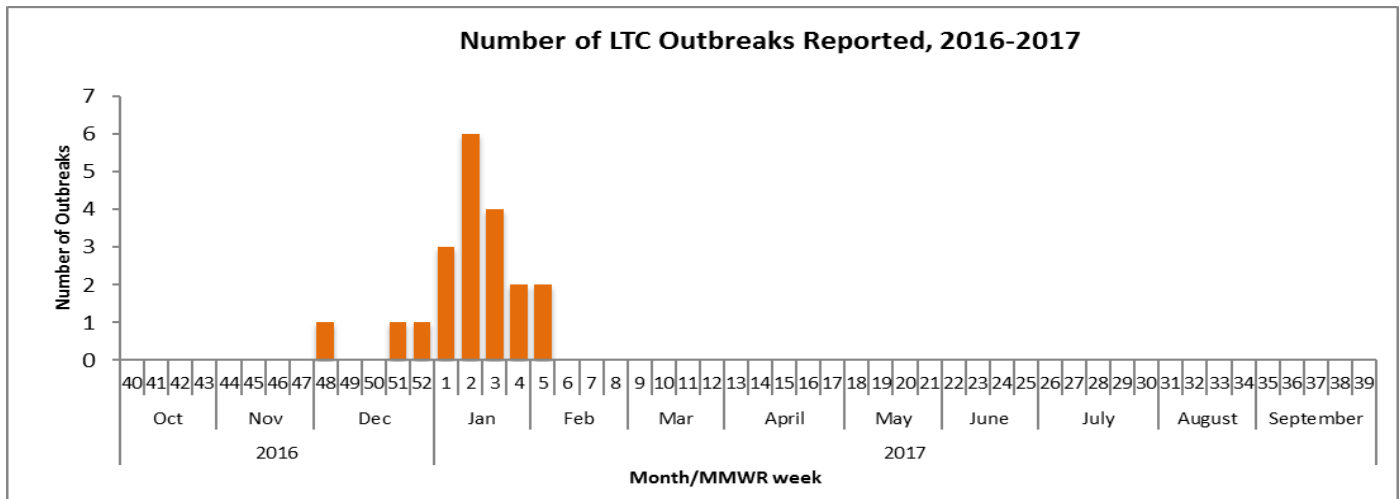


**Long-term Care Outbreaks:**

**Table 7: Number of long-term care outbreaks investigated**

| REGION*            | CURRENT WEEK | CUMULATIVE (10/2/16 – CURRENT WEEK) |
|--------------------|--------------|-------------------------------------|
| Region 1 (Central) | 0            | 3                                   |
| Region 2 (NE)      | 0            | 3                                   |
| Region 3 (NW)      | 0            | 1                                   |
| Region 4 (SW)      | 0            | 4                                   |
| Region 5 (SE)      | 0            | 5                                   |
| Region 6 (Eastern) | 2            | 4                                   |
| <b>Total</b>       | <b>2</b>     | <b>20</b>                           |

\*Region 1- Boone, Calhoun, Carroll, Dallas, Greene, Grundy, Hamilton, Hardin, Jasper, Marshall, Polk, Poweshiek, Story, Tama, Warren, Webster; Region 2- Allamakee, Bremer, Butler, Cerro Gordo, Chickasaw, Emmet, Fayette, Floyd, Franklin, Hancock, Howard, Humboldt, Kossuth, Mitchell, Winnebago, Winneshiek, Worth, Wright; Region 3- Buena Vista, Cherokee, Clay, Crawford, Dickinson, Ida, Lyon, Monona, O'Brien, Osceola, Palo Alto, Plymouth, Pocahontas, Sac, Sioux, Woodbury; Region 4- Adair, Adams, Audubon, Cass, Clarke, Decatur, Fremont, Guthrie, Harrison, Madison, Mills, Montgomery, Page, Pottawattamie, Ringgold, Shelby, Taylor, Union; Region 5- Appanoose, Davis, Des Moines, Henry, Jefferson, Keokuk, Lee, Louisa, Lucas, Mahaska, Marion, Monroe, Muscatine, Van Buren, Wapello, Washington, Wayne; Region 6- Benton, Black Hawk, Buchanan, Cedar, Clayton, Clinton, Delaware, Dubuque, Iowa, Jackson, Johnson, Jones, Linn, Scott.

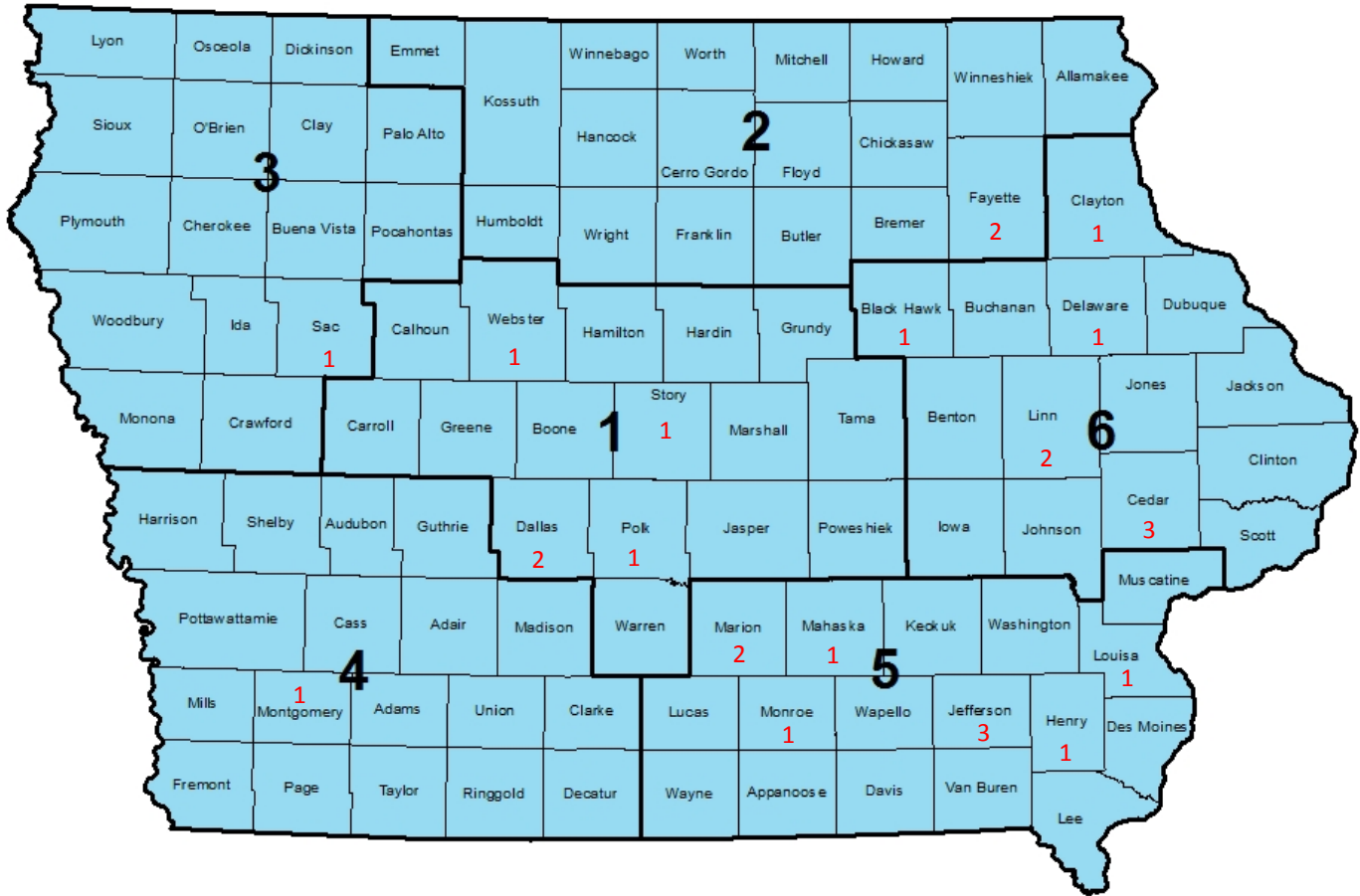


**10 percent school absenteeism:**

Schools (K-12) track and report outbreaks of influenza-like illness when the number of students absent with illness reaches or exceeds 10 percent of total student enrollment. Regional map with schools that have ≥10% absence due to illness for this current reporting week is displayed below (region numbers in black, number of reporting schools by county in red).

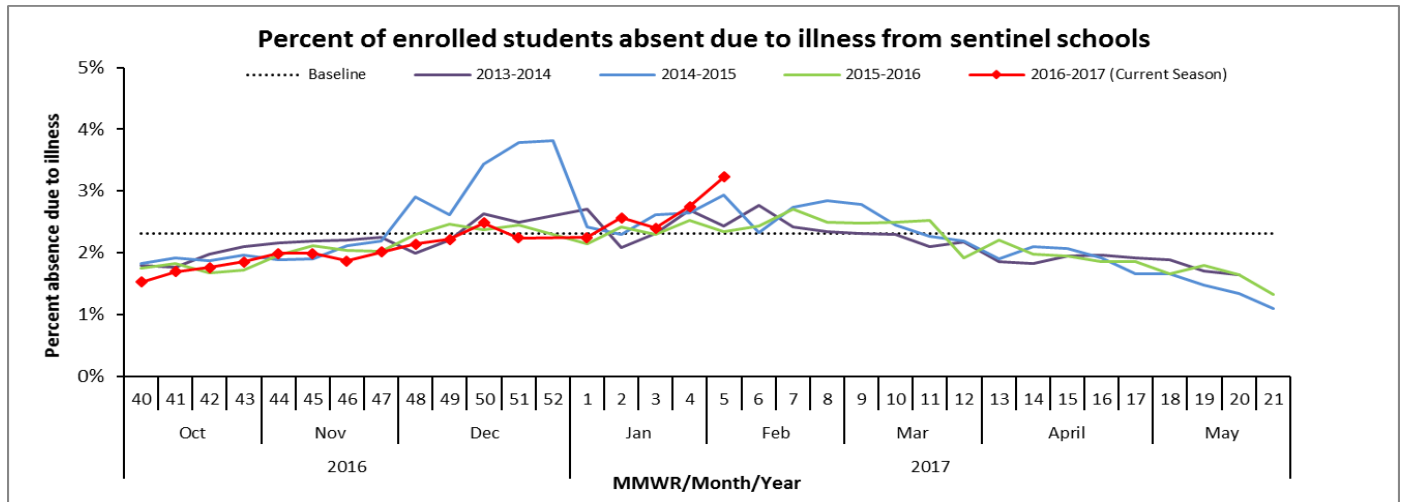
| REGION*            | CURRENT WEEK | CUMULATIVE (10/2/16 – CURRENT WEEK) |
|--------------------|--------------|-------------------------------------|
| Region 1 (Central) | 5            | 12                                  |
| Region 2 (NE)      | 2            | 3                                   |
| Region 3 (NW)      | 1            | 2                                   |
| Region 4 (SW)      | 1            | 5                                   |
| Region 5 (SE)      | 9            | 32                                  |
| Region 6 (Eastern) | 8            | 16                                  |
| <b>Total</b>       | <b>26</b>    | <b>70</b>                           |

\*Region 1- Boone, Calhoun, Carroll, Dallas, Greene, Grundy, Hamilton, Hardin, Jasper, Marshall, Polk, Poweshiek, Story, Tama, Warren, Webster; Region 2- Allamakee, Bremer, Butler, Cerro Gordo, Chickasaw, Emmet, Fayette, Floyd, Franklin, Hancock, Howard, Humboldt, Kossuth, Mitchell, Winnebago, Winneshiek, Worth, Wright; Region 3- Buena Vista, Cherokee, Clay, Crawford, Dickinson, Ida, Lyon, Monona, O'Brien, Osceola, Palo Alto, Plymouth, Pocahontas, Sac, Sioux, Woodbury; Region 4- Adair, Adams, Audubon, Cass, Clarke, Decatur, Fremont, Guthrie, Harrison, Madison, Mills, Montgomery, Page, Pottawattamie, Ringgold, Shelby, Taylor, Union; Region 5- Appanoose, Davis, Des Moines, Henry, Jefferson, Keokuk, Lee, Louisa, Lucas, Mahaska, Marion, Monroe, Muscatine, Van Buren, Wapello, Washington, Wayne; Region 6- Benton, Black Hawk, Buchanan, Cedar, Clayton, Clinton, Delaware, Dubuque, Iowa, Jackson, Johnson, Jones, Linn, Scott.



## School surveillance program:

Sentinel schools that participate in IISN voluntarily track and report absence due to all illness (including non-influenza illnesses) and the total enrollment each week.



## Other resources:

### Vaccine:

Influenza vaccine recommendation: [idph.iowa.gov/immtb/immunization/vaccine](http://idph.iowa.gov/immtb/immunization/vaccine)

CDC vaccine information: [www.cdc.gov/flu/fag/flu-vaccine-types.htm](http://www.cdc.gov/flu/fag/flu-vaccine-types.htm)

Vaccine finder: <http://vaccinefinder.org/>

### Neighboring states' influenza information:

Illinois: [www.dph.illinois.gov/topics-services/diseases-and-conditions/influenza/surveillance](http://www.dph.illinois.gov/topics-services/diseases-and-conditions/influenza/surveillance)

Minnesota: [www.health.state.mn.us/divs/idepc/diseases/flu/stats/index.html](http://www.health.state.mn.us/divs/idepc/diseases/flu/stats/index.html)

Missouri: [health.mo.gov/living/healthcondiseases/communicable/influenza/reports.php](http://health.mo.gov/living/healthcondiseases/communicable/influenza/reports.php)

South Dakota: [doh.sd.gov/diseases/infectious/flu/](http://doh.sd.gov/diseases/infectious/flu/)

Wisconsin: [www.dhs.wisconsin.gov/influenza/index.htm](http://www.dhs.wisconsin.gov/influenza/index.htm)